



# LLOYDS STEELS INDUSTRIES LIMITED

## 29<sup>th</sup> ANNUAL REPORT 2022 - 2023

Audited by

**S.Y. Lodha & Associates**  
Chartered Accountants

Unit No.309, New Sonal Link Industrial Service Premises, New Link Road, Malad (W), Mumbai 400064  
Tel.+91-22-35635006 - Email: [query@syla.in](mailto:query@syla.in)

# **S Y LODHA AND ASSOCIATES**

Unit No 309, New Sonal Link Industrial Service Premises  
New Link Road, Malad West, Mumbai 400064; Contact: 022-35635006;  
E-mail: [query@syla.in](mailto:query@syla.in); Website: [www.syla.in](http://www.syla.in)



## **INDEPENDENT AUDITORS REPORT**

To the Members of **Lloyds Steels Industries Limited**

### **Opinion**

We have audited the accompanying financial statements of **Lloyds Steels Industries Limited** ("the Company"), which comprise the Balance Sheet as at 31<sup>st</sup> March, 2023, the Statement of Profit and Loss (including Other Comprehensive Income), the Statement of Changes in Equity and the Statement of Cash Flows for the year ended on 31<sup>st</sup> March, 2023, and a summary of the significant accounting policies and other explanatory information.

In our opinion and to the best of our information and according to the explanations given to us, the aforesaid financial statements give the information required by the Companies Act, 2013 ("the Act") in the manner so required and give a true and fair view in conformity with the Indian Accounting Standards prescribed under section 133 of the Act read with the Companies (Indian Accounting Standards) Rules, 2015, as amended, ("Ind AS") and other accounting principles generally accepted in India, of the state of affairs of the Company as at 31<sup>st</sup> March, 2023, the profit and total comprehensive income, changes in equity and its cash flows for the year ended on that date.

### **Basis for Opinion**

We conducted our audit in accordance with the Standards on Auditing (SAs) specified under section 143(10) of the Companies Act, 2013. Our responsibilities under those Standards are further described in the Auditor's Responsibilities for the Audit of the Financial Statements section of our report. We are independent of the Company in accordance with the Code of Ethics issued by the Institute of Chartered Accountants of India together with the ethical requirements that are relevant to our audit of the financial statements under the provisions of the Companies Act, 2013 and the Rules thereunder, and we have fulfilled our other ethical responsibilities in accordance with these requirements and the Code of Ethics. We believe that the audit evidence we have obtained is sufficient and appropriate to provide a basis for our opinion on the financial statements.

### **Key Audit Matters**

Key audit matters are those matters that, in our professional judgment, were of most significance in our audit of the financial statements of the current period. These matters were addressed in the context of our audit of the financial statements as a whole, and in forming our opinion thereon, and we do not provide a separate opinion on these matters. We have determined the matters described below to be the key audit matters to be communicated in our report.



Branch Office: 704 Twin Towers, Plot-21A, Scheme No.71, Indore - 452009



Key Audit Matter	Auditors Response
<b><u>1. Evaluation of Contingent Liabilities:</u></b>	
<p>Refer Note 19 to the Financial Statements</p> <p>Claims against the company not acknowledged as debts is disclosed in the financial statements. The existence of the payments against these claims requires management judgment to ensure disclosure of most appropriate values of contingent liabilities.</p>	<p>Our audit procedures include, among others, assessing the appropriateness of the management's judgment in estimating the value of claims against the company not acknowledged as debts as given in the Note 19.</p>
<b><u>2. Conversion of Share Warrants</u></b>	
<p>Refer Notes 13, 14 and 33 to the Standalone Financial Statements</p> <p>During the financial year 2022-2023, the Company has converted 9,00,00,000 Share Warrants on preferential basis at ₹ 3.86 each. Balance consideration relating to issuance of warrants was received on exercise of conversion option and was depicted in 'Other Equity' which subsequently was utilized for conversion into equity. As the conversion of Share warrants by the company during the financial year 2022-2023, has the effect of enhancing the Equity of the Company the same is considered to be a key audit matter.</p>	<p>We gained an understanding of the process of issue of share warrants followed by the company, to include amongst others:</p> <ol style="list-style-type: none"> <li>1. Authorization by the Memorandum and Articles of Association of the Company;</li> <li>2. Passing of resolution in a validly convened and constituted Board meeting of the company.</li> <li>3. Passing of resolution in a validly convened and constituted general meeting of the company and necessary regulatory filing done by the Company. Obtaining permission from the NSE/BSE Ltd. under SEBI (Listing obligations and Disclosure requirements) Regulations, 2015.</li> <li>4. We assessed the adequacy of disclosures in the financial statements.</li> </ol>



## **Information Other than the Financial Statements and Auditor's Report Thereon**

The Company's Board of Directors is responsible for the preparation of the other information. The other information comprises the information included in the Management Discussion and Analysis, Board's Report including Annexure to Board's Report, Corporate Governance Report but does not include the financial statements and our auditor's report thereon. Our opinion on the financial statements does not cover the other information and we do not express any form of assurance conclusion thereon.

In connection with our audit of the financial statements, our responsibility is to read the other information and, in doing so, consider whether the other information is materially inconsistent with the financial statements or our knowledge obtained during the course of our audit or otherwise appears to be materially misstated.

If, based on the work we have performed, we conclude that there is a material misstatement of this other information, we are required to report that fact. We have nothing to report in this regard.

## **Management's Responsibility for the Financial Statements**

The Company's Board of Directors is responsible for the matters stated in section 134(5) of the Companies Act, 2013 ("the Act") with respect to the preparation of these financial statements that give a true and fair view of the financial position, financial performance, (changes in equity) and cash flows of the Company in accordance with the accounting principles generally accepted in India, including the Indian Accounting Standards specified under section 133 of the Act. This responsibility also includes maintenance of adequate accounting records in accordance with the provisions of the Act for safeguarding of the assets of the Company and for preventing and detecting frauds and other irregularities; selection and application of appropriate accounting policies; making judgments and estimates that are reasonable and prudent; and design, implementation and maintenance of adequate internal financial controls, that were operating effectively for ensuring the accuracy and completeness of the accounting records, relevant to the preparation and presentation of the financial statement that give a true and fair view and are free from material misstatement, whether due to fraud or error.

In preparing the financial statements, management is responsible for assessing the Company's ability to continue as a going concern, disclosing, as applicable, matters related to going concern and using the going concern basis of accounting unless management either intends to liquidate the Company or to cease operations, or has no realistic alternative but to do so.

The Board of Directors are also responsible for overseeing the Company's financial reporting process.

## **Auditor's Responsibility**

Our objectives are to obtain reasonable assurance about whether the financial statements as a whole are free from material misstatement, whether due to fraud or error, and to issue an auditor's report that includes our opinion. Reasonable assurance is a high level of assurance, but is not a guarantee that an audit conducted in accordance with SAs will always detect a





material misstatement when it exists. Misstatements can arise from fraud or error and are considered material if, individually or in the aggregate, they could reasonably be expected to influence the economic decisions of users taken on the basis of these financial statements.

As part of an audit in accordance with SAs, we exercise professional judgment and maintain professional skepticism throughout the audit. We also:

- Identify and assess the risks of material misstatement of the financial statements, whether due to fraud or error, design and perform audit procedures responsive to those risks, and obtain audit evidence that is sufficient and appropriate to provide a basis for our opinion. The risk of not detecting a material misstatement resulting from fraud is higher than for one resulting from error, as fraud may involve collusion, forgery, intentional omissions, misrepresentations, or the override of internal control.
- Obtain an understanding of internal financial controls relevant to the audit in order to design audit procedures that are appropriate in the circumstances. Under section 143(3)(i) of the Act, we are also responsible for expressing our opinion on whether the Company has adequate internal financial controls system in place and the operating effectiveness of such controls.
- Evaluate the appropriateness of accounting policies used and the reasonableness of accounting estimates and related disclosures made by management.
- Conclude on the appropriateness of management's use of the going concern basis of accounting and, based on the audit evidence obtained, whether a material uncertainty exists related to events or conditions that may cast significant doubt on the Company's ability to continue as a going concern. If we conclude that a material uncertainty exists, we are required to draw attention in our auditor's report to the related disclosures in the financial statements or, if such disclosures are inadequate, to modify our opinion. Our conclusions are based on the audit evidence obtained up to the date of our auditor's report. However, future events or conditions may cause the Company to cease to continue as a going concern.
- Evaluate the overall presentation, structure and content of the financial statements, including the disclosures, and whether the financial statements represent the underlying transactions and events in a manner that achieves fair presentation.

Materiality is the magnitude of misstatements in the financial statements that, individually or in aggregate, makes it probable that the economic decisions of a reasonably knowledgeable user of the financial statements may be influenced. We consider quantitative materiality and qualitative factors in (i) planning the scope of our audit work and in evaluating the results of our work; and (ii) to evaluate the effect of any identified misstatements in the financial statements.

We communicate with those charged with governance regarding, among other matters, the planned scope and timing of the audit and significant audit findings, including any significant deficiencies in internal control that we identify during our audit.

We also provide those charged with governance with a statement that we have complied with relevant ethical requirements regarding independence, and to communicate with them all relationships and other matters that may reasonably be thought to bear on our independence, and where applicable, related safeguards.





## Report on Other Legal and Regulatory Requirements

1. As required by the Companies (Auditor's Report) Order, 2020 ("the Order") issued by the Central Government of India in terms of sub-section (11) of section 143 of the Companies Act 2013, we give in the 'Annexure A', a statement on the matters specified in paragraphs 3 and 4 of the Order.
2. As required by section 143(3) of the Act, we report that:
  - a. We have sought and obtained all the information and explanations which to the best of our knowledge and belief were necessary for the purpose of our audit.
  - b. In our opinion proper books of account as required by law have been kept by the Company so far as it appears from our examination of those books;
  - c. The Company has no branch office and hence the company is not required to conduct audit under section 143 (8) of the Act;
  - d. The Balance Sheet, the Statement of Profit and Loss, the Cash flow statement dealt with by this Report are in agreement with the books of account;
  - e. In our opinion, the aforesaid Ind AS financial statements comply with the Indian Accounting Standards (Ind AS) prescribed under Section 133 of the Act, read with Rule 7 of the Companies (Accounts) Rules, 2014 (As amended);
  - f. On the basis of the written representations received from the directors as on 31<sup>st</sup> March, 2023 taken on record by the Board of Directors, none of the directors is disqualified as on 31<sup>st</sup> March, 2023 from being appointed as a director in terms of Section 164 (2) of the Act;
  - g. With respect to the adequacy of the internal financial controls over financial reporting of the Company and the operating effectiveness of such controls, refer to our separate report in "Annexure B". Our report expresses an unmodified opinion on the adequacy and operating effectiveness of the Company's Internal Financial Controls over financial Reporting;
  - h. In our opinion, the managerial remuneration for the year ended 31<sup>st</sup> March, 2023 has been paid/provided by the Company to its directors in accordance with the provisions of section 197 read with Schedule V to the Act; and
  - i. With respect to the other matters to be included in the Auditor's Report in accordance with Rule 11 of the Companies (Audit and Auditors) Rules, 2014, in our opinion and to the best of our information and according to the explanations given to us (As amended):
    - i. The Company has disclosed the pending litigations which may impact its financial position in Note 19 of the financial statements.
    - ii. The Company did not have any long-term contracts including derivative contracts for which there were any material foreseeable losses.





- iii. During the year, no amounts were required to be transferred to the Investor Education and Protection Fund by the Company. So, the question of delay in transferring such sums does not arise.
- iv. a) The management has represented that, to the best of its knowledge and belief, other than as disclosed in the notes to accounts to the standalone Ind AS financial statements, no funds have been advanced or loaned or invested (either from borrowed funds or share premium or any other sources or kind of funds) by the Company to or in any other person or entity, including foreign entities ("Intermediaries"), with the understanding, whether recorded in writing or otherwise, that the Intermediary shall, whether, directly or indirectly lend or invest in other persons or entities identified in any manner whatsoever by or on behalf of the Company ("Ultimate Beneficiaries") or provide any guarantee, security or the like on behalf of the Ultimate Beneficiaries;
- b) The management has represented that, to the best of its knowledge and belief, no funds have been received by the Company from any person or entity, including foreign entities ("Funding Parties"), with the understanding, whether recorded in writing or otherwise, that the Company shall, whether, directly or indirectly, lend or invest in other persons or entities identified in any manner whatsoever by or on behalf of the Funding Party ("Ultimate Beneficiaries") or provide any guarantee, security or the like on behalf of the Ultimate Beneficiaries; and
- c) Based on such audit procedures performed that have been considered reasonable and appropriate in the circumstances, nothing has come to our notice that has caused us to believe that the representations under sub clause (a) and (b) contain any material misstatement.; and
- v. The final dividend paid by the Company during the year, in respect of the same declared for the previous year is in accordance with Section 123 of the Act to the extent it applies to payment of dividend.
- As stated in note 33 to the standalone financial statements, the Board of Directors of the Company has proposed final dividend for the year which is subject to the approval of the members at the ensuing Annual General Meeting. The dividend declared is in accordance with Section 123 of the Act to the extent it applies to declaration of dividend.

**For S Y Lodha & Associates**  
**Chartered Accountants**  
**ICAI Firm Reg No. - 136002W**

*Agarwal*

**Suraj Shivshankar Agarwal**  
**Partner**

**M. No.: 143251**

**UDIN.: 23143251BGTWOK9215**

**Date: 27<sup>th</sup> April, 2023**

**Place: Mumbai**



### **Annexure - A to Independent Auditor's Report**

The 'Annexure A' referred to in Independent Auditor's Report to the Members of the Company on the Financial Statements for the year ended 31<sup>st</sup> March, 2023, we report that:

i.

- a) A. According to the information and explanation given to us and based on the records produced before us, we are of the opinion that the Company is maintaining proper records showing full particulars including quantitative details and situation of fixed assets.

B. The Company is maintaining proper records showing full particulars of Intangible Asset.

- b) According to the information and explanation given to us, fixed assets were physically verified by the management according to a designed program to cover all the locations which in our opinion, is reasonable having regard to the size of the company and the nature of its assets. Pursuant to the program, the management during the year physically verified the fixed assets at certain locations and no material discrepancies were noticed on such verification.

- c) According to the information and explanations given to us and on the basis of our examination of the records of the Company, the title deeds of immovable properties (other than immovable properties where the Company is the lessee and the lease agreements are duly executed in favor of the lessee) disclosed in the standalone financial statements are held in the name of the Company, except in the case of following property: -

Description of property	Gross carrying value (₹ in Lakhs)	Held in name of	Whether promoter, director or their relative or employee	Period held – indicate range, where appropriate	Reason for not being held in name of company *Also indicate if in dispute
Flat at Rooprekha Co-op. Housing Society Limited	5.14	Lloyds Steel Industries Limited	NO	01.04.2014	The company has received the property due to demerger order passed by the Bombay High Court





- d) According to the information and explanations given to us and on the basis of our examination of the records of the Company, the Company has not revalued its property, plant and equipment (including Right-of-use assets) or Intangible assets or both during the year.
- e) According to the information and explanations given to us and on the basis of our examination of the records of the Company, there are no proceedings initiated or pending against the Company for holding any benami property under the Prohibition of Benami Property Transactions Act, 1988 and rules made thereunder.
- ii.
- a) According to the information and explanation given to us Inventory has been physically verified by the management during the year. No material discrepancies were noticed that would have an impact over the Financial Statements.
- b) According to the information and explanation given to us and based on the records produced before us, the company has sanctioned working capital limits in excess of five crore rupees, in aggregate, from banks or financial institutions on the basis of security of current assets and the quarterly returns or statements filed by the company with such banks or financial institutions are in agreement with the books of account of the Company.
- iii. According to the information and explanations given to us and on the basis of our examination of the records of the Company, the Company has not provided guarantee or security to companies, firms, limited liability partnerships or any other parties during the year. Although, the Company has granted loans and provided investments to other parties during the year, details of the same are stated in sub-clause (a) below.
- a) A. The Company does not have any subsidiaries, joint ventures or associates. Hence clause (iii)(a) A of paragraph 3 is not applicable.

B. Based on the audit procedures carried on by us and as per the information and explanations given to us, the Company has provided loans to parties other than subsidiaries, Joint Ventures and Associates as below:

Particulars	Investment (₹ in lakhs)	Loans (₹ in lakhs)
Aggregate Amount of granted/ provided During the year - Others	0.01	8,218.66
Balance Outstanding as on 31 <sup>st</sup> March, 2023 in respect of the above - Others	0.01	4,840.00

- b) According to the information and explanations given to us and based on the audit procedures conducted by us, we are of the opinion that the terms and conditions of the loans given are, prima facie, not prejudicial to the interest of the Company.
- c) According to the information and explanations given to us and on the basis of our examination of the records of the Company, in the case of loans given, the schedule of repayment of principal and payment of interest has been stipulated by the Company.





- d) According to the information and explanations given to us and on the basis of our examination of the records of the Company, there is no overdue amount for more than ninety days in respect of loans given during the year.
- e) According to the information and explanations given to us and on the basis of our examination of the records of the Company, there is no loan given falling due during the year, which has been renewed or extended or fresh loans given to settle the over dues of existing loans given to the same party.
- c) According to the information and explanations given to us and on the basis of our examination of the records of the Company, the Company has not given loans which are repayable on demand or without specifying any terms or period of repayment.
- iv. In our opinion and according to information and explanation given to us, the company has, in respect of loans, investments, guarantees, and security provisions, complied with section 185 and 186 of the Companies Act, 2013.
- v. According to the information and explanation given to us, the company has not accepted any deposits. Hence the provisions of clause 3(v) are not applicable to the company.
- vi. Pursuant to the rules made by the Central Government, the maintenance of Cost Records has been prescribed u/s. 148(1) of the Companies Act, 2013. We are of the view that prima facie the prescribed accounts and records have been maintained. We have not, however, made a detailed examination of the records with a view to determine whether they are accurate or complete.
- vii.
- a) According to the information and explanations given to us and on the basis of our examination of the records of the Company, amounts deducted/ accrued in the books of account in respect of undisputed statutory dues including Goods and Services Tax ('GST'), Provident fund, Employees' State Insurance, Income-tax, Duty of Customs, Cess and other material statutory dues have generally been regularly deposited with the appropriate authorities and were not in arrears as at 31<sup>st</sup> March, 2023 for a period of more than six months from the date they became payable.
- b) According to the information and explanations given to us, there are no dues of GST, Provident fund, Employees' State Insurance, Sales tax, Service tax, Duty of Customs, Value added tax, Cess or other statutory except Income Tax dues which have not been deposited by the Company on account of disputes are given below:

Name of Statute	Nature of Dues	Amount (₹ in lakhs)	Period to which the amount relates	Forum where dispute is pending
Income Tax Act, 1961	Income Tax	1,134.02	AY 15-16	Commissioner of Income Tax (Appeals)
Income Tax Act, 1961	Income Tax	10.06	AY 16-17	Commissioner of Income Tax (Appeals)





Income Tax Act, 1961	Income Tax	2.20	AY 19-20	Commissioner of Income Tax (Appeals)
----------------------	------------	------	----------	--------------------------------------

viii. According to the information and explanations given to us and on the basis of our examination of the records of the Company, the Company has not surrendered or disclosed any transactions, previously unrecorded as income in the books of account, in the tax assessments under the Income-tax Act, 1961 as income during the year.

ix.

- a) According to the information and explanation given to us and based on the records produced before us, the company has not defaulted in repayments of dues to financial institutions and banks.
- b) According to the information and explanation given to us, the company is not declared as a willful defaulter by any Bank or Financial Institution or other lender.
- c) In our opinion and according to information and explanation given to us, the company has applied the term loans for the same purpose for which they are obtained.
- d) According to the information and explanation given to us, the company has not raised funds for short term basis. Hence clause (ix)(d) of paragraph 3 is not applicable.
- e) According to the information and explanation given to us, the Company does not have any subsidiaries, joint ventures or associates. Hence clause (ix)(e) and (f) of paragraph 3 is not applicable.

x.

- a) The Company has not raised any moneys by way of initial public offer or further public offer (including debt instruments). Accordingly, clause 3(x)(a) of the Order is not applicable.
- b) According to the information and explanations given to us and on the basis of our examination of the records of the Company, the Company has complied with the requirements of section 42 and section 62 of the Companies Act, 2013 for preferential allotment of shares and the funds raised have been used for the purposes for which the funds were raised.

xi.

- a) During the course of our examination of the books of account carried in accordance with the generally accepted auditing standards in India, we have neither come across any instance of fraud on or by the Company, either noticed or reported during the year, nor have we been informed of such case by the Management.
- b) According to the information and explanations given to us, no report under sub-section (12) of Section 143 of the Companies Act, 2013 has been filed by the auditors in Form ADT-4 as prescribed under Rule 13 of Companies (Audit and Auditors) Rules, 2014 with the Central Government.
- c) No whistle blower complaints were received by the Company during the year. Therefore, clause xi(c) of paragraph 3 is not applicable.





- xii. According to the information and explanations given to us, the Company is not a Nidhi Company. Accordingly, clause 3(xii) of the Order is not applicable.
- xiii. In our opinion and according to the information and explanations given to us, the transactions with related parties are in compliance with Sections 177 and 188 of the Companies Act, 2013, where applicable, and the details of the related party transactions have been disclosed in the standalone financial statements as required by the applicable Indian Accounting Standards.
- xiv.
- a) Based on information and explanations provided to us and our audit procedures, in our opinion, the Company has an internal audit system commensurate with the size and nature of its business.
  - b) We have considered the internal audit reports of the Company issued till date for the period under audit.
- xv. In our opinion and according to the information and explanations given to us, the Company has not entered into any non-cash transactions with its directors or persons connected to its directors.
- xvi.
- a) The Company is not required to be registered under Section 45-IA of the Reserve Bank of India Act, 1934. Accordingly, clause 3(xvi)(a) of the Order is not applicable.
  - b) The Company is not required to be registered under Section 45-IA of the Reserve Bank of India Act, 1934. Accordingly, clause 3(xvi)(b) of the Order is not applicable.
  - c) The Company is not a Core Investment Company (CIC) as defined in the regulations made by the Reserve Bank of India. Accordingly, clause 3(xvi)(c) of the Order is not applicable.
  - d) According to the information and explanations provided to us during the course of audit, the Group does not have any CIC. Accordingly, the requirements of clause 3(xvi)(d) are not applicable.
- xvii. The Company has not incurred cash losses in the current and in the immediately preceding financial year.
- xviii. There has been no resignation of the statutory auditors during the year. Accordingly, clause 3(xviii) of the Order is not applicable.
- xix. According to the information and explanations given to us and on the basis of the financial ratios, ageing and expected dates of realization of financial assets and payment of financial liabilities, other information accompanying the financial statements, our knowledge of the Board of Directors and management plans and based on our examination of the evidence supporting the assumptions, nothing has come to our attention, which causes us to believe that any material uncertainty exists as on the date of the audit report that the Company is not capable of meeting its liabilities existing at the date of balance sheet as and when they fall due within a period of one year from the balance sheet date. We, however, state that this is not an assurance as to the future viability of the Company. We further state that our reporting is based on the facts up to the date of the audit report and we neither give any





guarantee nor any assurance that all liabilities falling due within a period of one year from the balance sheet date, will get discharged by the Company as and when they fall due.

XX.

- a) In our opinion and according to the information and explanations given to us, there is no unspent amount under sub-section (5) of Section 135 of the Act pursuant to any project other than ongoing projects. Accordingly, clause 3(xx)(a) of the Order is not applicable.
- b) In our opinion and according to the information and explanations given to us, there is no unspent amount under sub-section (5) of Section 135 of the Act pursuant to ongoing projects. Accordingly, clause 3(xx)(b) of the Order is not applicable.

**For S Y Lodha & Associates**  
**Chartered Accountants**  
**ICAI Firm Reg No. - 136002W**



**Suraj Shivshankar Agarwal**  
**Partner**

**M. No.: 143251**

**UDIN.: 23143251BGTWOK9215**

**Date: 27<sup>th</sup> April, 2023**

**Place: Mumbai**



## **Annexure – B to the Independent Auditors 'Report**

### **Report on the Internal Financial Controls under Clause (i) of Sub-section 3 of Section 143 of the Companies Act, 2013 ("the Act")**

We have audited the internal financial controls over financial reporting of Lloyds Steels Industries Limited ("the Company") as of 31<sup>st</sup> March, 2023 in conjunction with our audit of the financial statements of the Company for the year ended on that date.

#### **Management's Responsibility for Internal Financial Controls**

The Company's management is responsible for establishing and maintaining internal financial controls based on the internal control over financial reporting criteria established by the Company considering the essential components of internal control stated in the Guidance Note on Audit of Internal Financial Controls over Financial Reporting issued by the Institute of Chartered Accountants of India ('ICAI'). These responsibilities include the design, implementation and maintenance of adequate internal financial controls that were operating effectively for ensuring the orderly and efficient conduct of its business, including adherence to company's policies, the safeguarding of its assets, the prevention and detection of frauds and errors, the accuracy and completeness of the accounting records, and the timely preparation of reliable financial information, as required under the Companies Act, 2013.

#### **Auditors 'Responsibility**

Our responsibility is to express an opinion on the Company's internal financial controls over financial reporting based on our audit. We conducted our audit in accordance with the Guidance Note on Audit of Internal Financial Controls over Financial Reporting (the "Guidance Note") and the Standards on Auditing, issued by ICAI and deemed to be prescribed under section 143(10) of the Companies Act, 2013, to the extent applicable to an audit of internal financial controls. Those Standards and the Guidance Note require that we comply with ethical requirements and plan and perform the audit to obtain reasonable assurance about whether adequate internal financial controls over financial reporting was established and maintained and if such controls operated effectively in all material respects.

Our audit involves performing procedures to obtain audit evidence about the adequacy of the internal financial controls system over financial reporting and their operating effectiveness. Our audit of internal financial controls over financial reporting included obtaining an understanding of internal financial controls over financial reporting, assessing the risk that a material weakness exists, and testing and evaluating the design and operating effectiveness of internal control based on the assessed risk. The procedures selected depend on the auditor's judgment, including the assessment of the risks of material misstatement of the financial statements, whether due to fraud or error.

We believe that the audit evidence we have obtained is sufficient and appropriate to provide a basis for our audit opinion on the Company's internal financial controls system over financial reporting.

#### **Meaning of Internal Financial Controls over Financial Reporting**

A company's internal financial control over financial reporting is a process designed to provide reasonable assurance regarding the reliability of financial reporting and the preparation of financial statements for external purposes in accordance with generally accepted accounting





principles. A company's internal financial control over financial reporting includes those policies and procedures that (1) pertain to the maintenance of records reflecting in the transactions and dispositions of the assets of the company; (2) provide reasonable assurance that transactions are recorded as necessary to permit preparation of financial statements in accordance with generally accepted accounting principles, and that receipts and expenditures of the company are being made only in accordance with authorizations of management and directors of the company; and (3) provide reasonable assurance regarding prevention or timely detection of unauthorized acquisition, use, or disposition of the company's assets that could have a material effect on the financial statements.

### **Inherent Limitations of Internal Financial Controls Over Financial Reporting**

Because of the inherent limitations of internal financial controls over financial reporting, including the possibility of collusion or improper management override of controls, material misstatements due to error or fraud may occur and not be detected. Also, projections of any evaluation of the internal financial controls over financial reporting to future periods are subject to the risk that the internal financial control over financial reporting may become inadequate because of changes in conditions, or that the degree of compliance with the policies or procedures may deteriorate.

### **Opinion**

In our opinion, the Company has, in all material respects, an adequate internal financial controls system over financial reporting and such internal financial controls over financial reporting were operating effectively as at 31<sup>st</sup> March, 2023, based on the internal control over financial reporting criteria established by the Company considering the essential components of internal control stated in the Guidance Note on Audit of Internal Financial Controls Over Financial Reporting issued by the Institute of Chartered Accountants of India.

**For S Y Lodha & Associates**  
**Chartered Accountants**  
**ICAI Firm Reg No. - 136002W**



**Suraj Shivshankar Agarwal**  
**Partner**

**M. No.: 143251**

**UDIN.: 23143251BGTWOK9215**

**Date: 27<sup>th</sup> April, 2023**

**Place: Mumbai**




**LLOYDS STEELS INDUSTRIES LIMITED**
**BALANCE SHEET**

(Rs. in Lakhs)

Particulars	Note No.	As At 31 <sup>st</sup> March, 2023	As At 31 <sup>st</sup> March, 2022
<b>ASSETS</b>			
<b>Non-Current Assets</b>			
(a) Property, Plant and Equipment	4	2,707.24	922.81
(b) Capital Work In Progress	4	2,555.31	373.62
(c) Goodwill	4	95.98	95.98
(d) Right To Use	5	530.45	376.38
<b>(e) Financial Assets</b>			
(i) Other Financial Assets	6	59.17	60.42
(f) Non Current Investments	6A	0.01	--
(g) Deferred Tax Assets (Net)	8 (i)	107.51	364.41
(h) Other Non-Current Assets	9 (i)	161.28	750.52
<b>Sub Total Non-Current Assets</b>		<b>6,216.95</b>	<b>2,944.14</b>
<b>Current Assets</b>			
(a) Inventories	10	11,457.99	4,885.07
<b>(b) Financial Assets</b>			
(i) Trade Receivables	11	2,909.45	982.59
(ii) Cash and Cash Equivalents	12 (i)	798.66	2,459.40
(iii) Other Balance with Banks	12 (ii)	8.76	--
(iv) Loans	7 (i)	5,215.00	2,875.00
(v) Other Financial Assets	7 (ii)	769.29	403.95
(c) Current Tax Assets (Net)	8 (iv)	280.71	190.94
(d) Other Current Assets	9 (ii)	9,428.18	4,671.56
<b>Sub Total Current Assets</b>		<b>30,868.04</b>	<b>16,468.51</b>
<b>TOTAL ASSETS</b>		<b>37,084.99</b>	<b>19,412.65</b>
<b>EQUITY AND LIABILITIES</b>			
<b>Equity</b>			
(a) Equity Share Capital	13	9,886.98	8,986.98
(b) Other Equity	14	9,649.45	4,536.95
<b>Total Equity</b>		<b>19,536.43</b>	<b>13,523.93</b>
<b>LIABILITIES</b>			
<b>Non-Current Liabilities</b>			
<b>(a) Financial Liabilities</b>			
(i) Borrowings	15 (i)	42.65	1,886.01
(i a) Lease Liabilities	15 (iv)	496.98	375.29
(b) Provisions	16 (i)	359.14	417.95
<b>Sub Total Non-Current Liabilities</b>		<b>898.77</b>	<b>2,679.25</b>
<b>Current Liabilities</b>			
<b>(a) Financial Liabilities</b>			
(i) Borrowings	15 (ii)	4,597.28	32.65
(i a) Lease Liabilities	15 (iv)	83.45	36.36
(ii) Trade Payables			
- Total Outstanding dues of Micro & Small Enterprises	17	-	-
- Total Outstanding dues of Other Than Micro & Small Enterprises		2,478.18	778.96
(iii) Other Financial Liabilities	15 (iii)	256.34	443.10
(b) Provisions	16 (ii)	321.89	85.92
(c) Other Current Liabilities	18	8,912.65	1,830.48
<b>Sub Total Current Liabilities</b>		<b>16,649.79</b>	<b>3,209.47</b>
<b>Total Liabilities</b>		<b>17,548.56</b>	<b>5,888.72</b>
<b>TOTAL EQUITY AND LIABILITIES</b>		<b>37,084.99</b>	<b>19,412.65</b>

The accompanying notes 1 to 39 form an integral part of these financial statements  
As per our report of even date

For S Y Lodha & Associates  
Chartered Accountants  
ICAI Firm Reg. No. W136002W

  
Suraj Shivshankar Agarwal  
Partner  
Membership No.: 143251  
UDIN: 23143251BGTWOK9215

Place: Mumbai  
Date : April 27, 2023



For and on behalf of the Board of Directors

  
Mukesh R. Gupta  
Chairman  
DIN: 00028347  
  
Rajesh R. Agrawal  
Chief Financial Officer

  
Kishore M. Pradhan  
Independent Director  
DIN: 02749508

  
Meenakshi A. Pansari  
Company Secretary  
ACS - 53927






**LLOYDS STEELS INDUSTRIES LIMITED**  
**STATEMENT OF PROFIT AND LOSS**

Particulars	Note No.	(Rs.in Lakhs)	
		Year Ended 31 <sup>st</sup> March, 2023	Year Ended 31 <sup>st</sup> March, 2022
<b>INCOME</b>			
Revenue from Operations	20	31,260.98	5,009.66
Other Income	21	579.63	975.07
<b>Total Income</b>		<b>31,840.61</b>	<b>5,984.73</b>
<b>Expenses</b>			
Cost of Raw Material Consumed	22	22,965.47	3,843.73
Changes in Inventories of Finished Goods, Work-in-Progress and Stock-in-Trade	23	(4,150.68)	(2,748.27)
Employee Benefits Expense	24	1,906.46	1,380.95
Manufacturing and Other Expenses	25	5,314.99	2,061.95
Finance Costs	26	394.16	101.90
Depreciation and Amortization Expense	27	238.26	133.72
<b>Total Expenses</b>		<b>26,668.66</b>	<b>4,773.98</b>
<b>Profit before Exceptional Items and Tax</b>		<b>5,171.95</b>	<b>1,210.75</b>
Exceptional Items	25(i)	250.00	
<b>Profit Before Tax</b>		<b>4,921.95</b>	<b>1,210.75</b>
Tax Expense:			
(1) Current Tax	8 (ii)	993.53	
(2) Deferred Tax Expenses / (Income)	8 (iii)	246.11	403.63
(3) Mat Credit Tax Reversals		-	212.40
<b>Total Tax Expenses</b>		<b>1,239.64</b>	<b>616.03</b>
<b>Profit for the Period</b>		<b>3,682.31</b>	<b>594.72</b>
<b>Other Comprehensive Income</b>			
Items not to be reclassified to profit or loss			
Re-measurement (losses)/gains on defined benefit plans	24	42.86	(0.59)
Income Tax relating to items not to be reclassified to Profit and Loss	8 (iii)	(10.79)	0.15
<b>Other Comprehensive Income for the year</b>		<b>32.07</b>	<b>(0.44)</b>
<b>Total Comprehensive (loss) / gain for the year</b>		<b>3,714.38</b>	<b>594.28</b>
<b>Earnings per share (In Re) (Face value Re 1/- each)</b>			
<b>EPS – Basic (in Rs.)</b>	28	<b>0.38</b>	<b>0.07</b>
<b>EPS – Diluted (in Rs.)</b>		<b>0.36</b>	<b>0.06</b>

The accompanying notes 1 to 39 form an integral part of these financial statements

As per our report of even date  
**For S Y Lodha & Associates**  
**Chartered Accountants**  
**ICAI Firm Reg. No.: W136002W**

  
**Suraj Shivshankar Agarwal**  
**Partner**  
**Membership No.: 143251**  
**UDIN: 23143251BGTWOK9215**

**Place: Mumbai**  
**Date: April 27, 2023**




**For and on behalf of the Board of Directors**

  
**Mukesh R. Gupta**  
**Chairman**  
**DIN: 00028347**

  
**Kalpesh P. Agrawal**  
**Chief Financial Officer**

  
**Kishore M. Pradhan**  
**Independent Director**  
**DIN: 02749508**

  
**Meenakshi A. Pansari**  
**Company Secretary**  
**ACS - 53927**



# LLOYDS STEELS INDUSTRIES LIMITED

## STATEMENT OF CHANGE IN EQUITY FOR THE YEAR ENDED 31<sup>ST</sup> MARCH, 2023

### A. Equity Share Capital

(Rs. In Lakhs)

Balance as at 1 <sup>st</sup> April 2022	Changes in Equity Share Capital due to prior period errors	Restated balance as at 1 <sup>st</sup> April, 2022	Changes in equity share capital during the current year	Balance as at 31 <sup>st</sup> March, 2023
8,986.98	-	8,986.98	900.00	9,886.98

Balance as at 1 <sup>st</sup> April, 2021	Changes in Equity Share Capital due to prior period errors	Restated balance as at 1 <sup>st</sup> April, 2021	Changes in equity share capital during the current year	Balance as at 31 <sup>st</sup> March, 2022
8,986.98	-	8,986.98	-	8,986.98

### B. Other Equity

(Rs. In Lakhs)

Particulars	Reserves and Surplus				Money received against Convertible Warrants	Total Equity
	Capital Reserve	Retained Earnings	Securities Premium	Share Based Payment Reserve		
As at 1 <sup>st</sup> April, 2022	5.00	2,946.81	-	-	1,585.14	4,536.95
Profit for the year	-	3,682.31	-	-	-	3,682.31
Other Comprehensive Income (Net of Tax)	-	32.07	-	-	-	32.07
<b>Total Comprehensive Income</b>	-	<b>3,714.38</b>	-	-	-	<b>3,714.38</b>
Money received against Share Warrants	-	-	-	-	2,605.50	2,605.50
Dividend Paid	-	(494.35)	-	-	-	(494.35)
Share Based Payment Expenses	-	-	-	186.97	-	186.97
Conversion of Convertible Warrant by Warrant Holder	-	-	2,574.00	-	(3,474.00)	(900.00)
<b>As at 31<sup>st</sup> March, 2023</b>	<b>5.00</b>	<b>6,166.84</b>	<b>2,574.00</b>	<b>186.97</b>	<b>716.64</b>	<b>9,649.45</b>

(Rs. In lakhs)

Particulars	Reserves and Surplus		Money received against Convertible Warrants	Total Equity
	Capital Reserve	Retained Earnings		
As at 1 <sup>st</sup> April, 2021	5.00	2,352.53	-	2,357.53
Profit for the year	-	594.72	-	594.72
Other Comprehensive Income (Net of Tax)	-	(0.44)	-	(0.44)
<b>Total Comprehensive Income</b>	-	<b>594.28</b>	-	<b>594.28</b>
Money received against Convertible Warrants	-	-	1,592.25	1,592.25
Expenses For Convertible Warrant	-	-	(7.11)	(7.11)
<b>As at 31<sup>st</sup> March, 2022</b>	<b>5.00</b>	<b>2,946.81</b>	<b>1,585.14</b>	<b>4,536.95</b>





Profit of Rs. 32.07 lakhs and Loss of Rs. 0.44 Lakhs on Remeasurement of defined Employee Benefit Plan (net of tax) is recognised as a part of retained earnings for the years ended March 31, 2023 and 2022, respectively.

The Board of Directors of the Company at its meeting held on 22nd November 2021 has made an allotment of 16,50,00,000 Convertible Warrants of Face Value of Re 1/- each at a premium of Rs.2.86 to Promoter/ Promoter Group, on preferential allotment basis. Company has received 75% balance of the issue price of Rs.2,605.05 lakhs (previous year company has received 25% of the Issue price of Rs.1,592.25 lakhs). Pursuant to the allotment of the 9,00,00,000 Equity Shares on conversion of Convertible Warrants by the Warrant holders, the paid-up equity share capital of the Company has increased from Rs. 89,86,98,382 consisting of 89,86,98,382 equity shares of face value of Re. 1/- each to Rs.98,86,98,382 consisting of 98,86,98,382 equity shares of face value of Re. 1/- each.

During the year, the Company has granted 1,00,61,000 options on October 27, 2022 under 'Lloyds Steels Industries Limited Employee Stock Option Plan – 2021' to the eligible employees of the Company at an exercise price of Rs. 7.50 each. These stock options shall vest as per the vesting schedule as mentioned in LLOYDS STEELS ESOP – 2021."

#### Nature and Purpose of Reserves

**a) Capital Reserve**

This reserve represents recognises profit and loss on purchase, sale, issue or cancellation of the Company's own equity instruments.

**b) Retained Earnings**

This reserve represents undistributed accumulated earnings of the Company as on the balance sheet date.

**c) Share Based Payment Reserve**

Share based payment reserve represents the cumulative expense recognized for equity-settled transactions at each reporting date until the employee share options are exercised/expired upon which such amount is transferred to General reserve.


**d) Securities Premium**

Security Premium Reserve is the amount received over and above the face value of any share when the shares are issued, redeemed, and forfeited. Utilisation of Securities Premium is as per section 52 of The Companies Act, 2013.

The accompanying notes 1 to 39 form an integral part of these financial statements.

As per our report of even date

**For S Y Lodha & Associates**  
**Chartered Accountants**  
ICAI Firm Reg. No.: W136002W

  
**Suraj Shivshankar Agarwal**  
Partner  
Membership No.: 143251  
UDIN: 23143251BGTWOK9215


Place: Mumbai  
Date: April 27, 2023



**For and on behalf of the Board of Directors**

  
**Mukesh R. Gupta**  
Chairman  
DIN: 00028347

  
**Kalpesh P. Agrawal**  
Chief Financial Officer

  
**Kishore M. Pradhan**  
Independent Director  
DIN: 02749508

  
**Meenakshi A. Pansari**  
Company Secretary  
ACS - 53927



# LLOYDS STEELS INDUSTRIES LIMITED

## CASH FLOW STATEMENT FOR THE YEAR ENDED 31<sup>ST</sup> MARCH 2023

(Rs. in Lakhs)

Sr. No.	Particulars	Year Ended 31 <sup>st</sup> March, 2023	Year Ended 31 <sup>st</sup> March, 2022
<b>A</b>	<b>CASH FLOW FROM OPERATING ACTIVITIES :</b>		
	Profit Before Tax	4,921.95	1,210.75
	Adjustments For:		
	Depreciation and Amortization Expenses on Tangible Assets	148.08	84.42
	(Gain)/Loss on sale of Property, Plant & Equipment (Net of Loss on Assets Scrapped / Written off)	57.77	0.40
	Re-measurements of the defined benefit liabilities (before tax effects)	42.86	(0.59)
	Compensation Cost on ESOP	186.97	--
	Interest Income	(558.58)	(235.39)
	Finance Cost	267.88	50.73
	Unrealized Foreign Exchange (Gain) / Loss (Net)	8.53	4.91
	<b>Operating Profit/(Loss) Before Working Capital Changes</b>	<b>5,075.46</b>	<b>1,115.23</b>
	<b>Movements in Working Capital</b>		
	Decrease / (Increase) in Inventories	(6,572.92)	(3,008.53)
	Decrease / (Increase) in Trade Receivables	(1,926.86)	(99.84)
	Decrease / (Increase) in Other Current Assets	(4,756.52)	317.07
	Decrease / (Increase) Other Financial Assets, Non Current Portion	1.26	(34.44)
	Decrease / (Increase) Other Financial Assets, Current Portion	(267.56)	(170.55)
	Decrease / (Increase) Other Bank Balances	549.82	77.00
	Increase / (Decrease) in Trade Payables	1,594.02	52.71
	Increase / (Decrease) in Other Current Liabilities	7,082.17	(45.18)
	Increase / (Decrease) Provision, Current Portion	235.97	(58.26)
	Increase / (Decrease) Provision, Non-Current Portion	(58.80)	54.84
	Increase / (Decrease) Other Financial Liabilities, Current Portion	(197.60)	(14.67)
	Increase / (Decrease) Other Financial Liabilities, Non-Current Portion	14.71	26.53
	<b>Cash Generated From / (Used In) Operation</b>	<b>773.15</b>	<b>(1,788.09)</b>
	Direct Taxes (Paid) Net of Refunds	(1,083.31)	78.96
	<b>Net Cash Generated From / (Used In) Operating Activities (A)</b>	<b>(310.16)</b>	<b>(1,709.13)</b>
<b>B</b>	<b>CASH FLOW FROM INVESTING ACTIVITIES :</b>		
	Payment towards Capital Expenditure (including Intangible Assets)	(3,522.42)	(1,208.17)
	Proceeds from Sale of Property, Plant & Equipment	36.25	-
	Inter Corporate Deposits (Given) Refunded	(2,340.00)	(249.50)
	Investment in Shares	(0.01)	
	Interest Received	460.80	263.87
	<b>Net Cash Generated From (Used In) Investing Activities (B)</b>	<b>(5,365.38)</b>	<b>(1,193.80)</b>
<b>C</b>	<b>CASH FLOW FROM FINANCING ACTIVITIES :</b>		
	Repayment of Long Term Borrowings	--	(30.18)
	Proceeds from Long Term Borrowings	2,721.26	--
	Dividend Paid	(494.35)	--
	Proceeds from Issue of OFCD	--	2,072.07
	Expenses for Issue of OFCD	--	(4.80)
	Proceeds from issue of Convertible Warrants	2,605.50	1,592.25
	Expenses for Issue of Convertible Warrants	--	(7.11)
	Interest Paid	(267.80)	(11.79)
	<b>Net Cash Generated From / (Used In) Financing Activities (C)</b>	<b>4,564.61</b>	<b>3,610.44</b>
	<b>Net Increase/(Decrease) In Cash and Cash Equivalents (A+B+C)</b>	<b>(1,110.93)</b>	<b>707.51</b>
	Cash and Cash Equivalents at the Beginning of the Period	1,176.99	469.48
	Cash and Cash Equivalents at the End of the Period	66.06	1,176.99
	<b>Net increase/(decrease) in Cash and Cash Equivalents</b>	<b>1,110.93</b>	<b>707.51</b>





	Particulars	Year Ended 31st March, 2023	Year Ended 31st March, 2022
	<b>Components of Cash and Cash Equivalents</b>		
	Cash in Hand	0.08	2.02
	<b>Balance with Bank</b>		
	Balance with Schedule Banks in : Current Accounts	47.07	1,022.80
	Bank Deposits with original maturity of three months or less	18.91	152.17
	Earmarked Balance with Bank	8.76	--
	In Margin Account (Including FDR)	732.60	1,282.41
	<b>Cash and Bank Balances as per Note 12</b>	<b>807.42</b>	<b>2,459.40</b>
	Less: Margin Money not considered as Cash and Cash Equivalent in Cash Flow	732.60	1,282.41
	Less: Earmarked Balance with Bank	8.76	--
	<b>Total Cash and Cash Equivalents</b>	<b>66.06</b>	<b>1,176.99</b>

The accompanying notes 1 to 39 form an integral part of these financial statements.

Notes:

1. Cash Flow statement has been prepared following the indirect method except in case of dividend paid/received and taxes paid which have been considered on the basis of actual movements of cash.
2. Cash and cash equivalents represent cash and bank balances including current account and earmarked balance with Bank.
3. Previous year's figures have been regrouped / reclassified wherever applicable.
4. Figures in brackets represent outflows.

As per our report of even date

**For S Y Lodha & Associates**  
Chartered Accountants  
ICAI Firm Reg. No.: W136002W



**Suraj Shivshankar Agarwal**  
Partner  
Membership No.: 143251  
UDIN: 23143251BGTWOK9215



**Place: Mumbai**  
**Date: April 27, 2023**

**For and on behalf of the Board of Directors**



**Mukesh R. Gupta**  
Chairman  
DIN: 00028347



**Kishore M. Pradhan**  
Independent Director  
DIN: 02749508



**Kalpesh P. Agrawal**  
Chief Financial Officer



**Meenakshi A. Pansari**  
Company Secretary  
ACS - 53927



# LLOYDS STEELS INDUSTRIES LIMITED

## Notes to Financial Statements

(All amounts are in Lakhs of Indian Rupees; unless stated otherwise)

### 1. Corporate Information

Lloyds Steels Industries Limited ('the Company') is domiciled and incorporated in India as a Limited Liability Company with its shares listed on the National Stock Exchange and the Bombay Stock Exchange. The Registered Office of the Company is situated at Plot No. A - 5/5, MIDC Industrial Area, Murbad, Thane - 421 401. The Company is principally engaged in Design, Engineering, Manufacturing, Fabrication, Supply, Erection and Commissioning of all types of Mechanical, Hydraulic, Structural, Process Plants, Metallurgical, Chemical Plants Equipments including Marine Loading/Unloading Arms, Truck/Wagon Loading/Unloading Arms, Columns, Pressure Vessels, Dryers, Boilers, Power Plant, Steel Plant Equipments, Capital Equipments and execution of Turnkey and EPC Projects.

### 2. Summary of Significant Accounting Policies

#### 2.1 Basis of Preparation

This financial statement has been prepared to comply in all material respects with the Indian Accounting Standard ('Ind AS') notified under section 133 of the Companies Act, 2013, read with the Companies (Indian Accounting Standards) Rules as amended from time to time. In addition, the Guidance notes/announcements issued by the Institute of Chartered Accountants of India (ICAI) are also applied except where compliance with other statutory promulgations requires a different treatment.

#### Presentation of Financial Statements

The Balance Sheet and the Statement of Profit & Loss are prepared and presented in the format set out in Schedule III to the Companies Act, 2013 ("the Act"). The Cash flows Statement has been prepared and presented as per the requirements of Indian Accounting Standards (IND AS - 7) "Statement of Cashflows". The disclosure requirements with respect to items in the Balance Sheet and Statement of Profit & Loss as prescribed in the schedule III to the Act, are presented by way of notes forming parts of accounts along with the other notes required to be disclosed under the notified Indian Accounting Standards and the Equity Listing Agreement. Amounts in the financial statement are presented in Indian rupees in Lakhs.

The financial statements for the year ended March 31, 2023 are authorized for issue by the Company's Board of Directors at their meeting held on **April 27, 2023**.

The preparation of the said financial statements requires the use of certain critical accounting estimates and judgments. It also requires the management to exercise judgment in the process of applying the Company's accounting policies. The areas where estimates are significant to the financial statements, or areas involving a higher degree of judgment or complexity, are disclosed in Note 3.





The financial statements are based on the classification provisions contained in Ind-AS 1, 'Presentation of Financial Statements' and division II of schedule III of the Companies Act 2013 along with the other notes required to be disclosed under the notified Indian Accounting Standards and the SEBI (Listing Obligations and Disclosure Requirements) Regulations, 2015. Further, for the purpose of clarity, various items are aggregated in the statement of profit and loss and balance sheet. Nonetheless, these items are dis-aggregated separately in the notes to the financial statements, where applicable or required.

The Company accrues individual items of income / expenses above ₹ 10,000/- per item.

All the amounts included in the financial statements are reported in Lakhs of Indian Rupees (₹) and are rounded to the nearest Lakhs, except per share data and unless stated otherwise.

## **2.2 Basis of Measurement**

The financial statements have been prepared on the accrual and going concern basis and the historical cost convention except where the Ind -AS requires a different accounting treatment. Historical cost is generally based on fair value of the consideration given in exchange of Goods & Services.

### **Fair Value Measurement**

Fair value is the price at the measurement date, at which an asset can be sold or paid to transfer a liability, in an orderly transaction between market participants. The Company wherever required has measured the Financial / non – Financial Assets and Liabilities at fair value in the Financial Statement.

The Company uses valuation techniques that are appropriate in the circumstances and for which sufficient data are available to measure fair value, maximizing the use of relevant observable inputs and minimizing the use of unobservable inputs.

## **2.3 Foreign Currency Transactions**

The financial statements are presented in Indian Rupees which is the functional and presentation currency of the Company.

Transactions in foreign currencies are initially recorded in the relevant functional currency at the rates prevailing on the date of the transaction.

Monetary Assets and Liabilities denominated in foreign currencies are translated into the functional currency at the closing exchange rate prevailing as at the reporting date with the resulting foreign exchange differences. On subsequent re-statement/settlement, the same is recognised in the statement of profit and loss within finance costs / finance income. Non-monetary assets and liabilities denominated in foreign currencies are translated into the functional currency using the exchange rate prevalent, at the date of initial recognition (in case they are measured at historical cost) or at the date when the fair value is determined (in case they are measured at fair value). Non-monetary assets and liabilities that are measured in terms of historical cost in foreign currencies are not retranslated.



## 2.4 Current Versus Non-Current Classification

The Company presents assets and liabilities in the Balance Sheet based on current / non-current classification.

Deferred Tax Assets and Liabilities and all assets and liabilities which are not current (as discussed in the below paragraphs) are classified as non-current assets and liabilities.

Operating cycle for the business activities of the company covers the duration of the specific project/contract/product line/service including the deferred liability period wherever applicable and extends up to the realisation of receivables (including retention monies) within the agreed credit period as the case may be. An asset is classified as current when it is expected to be realised or intended to be sold or consumed in normal operating cycle, held primarily for the purpose of trading, expected to be realised within twelve months after the reporting period, or cash or cash equivalent unless restricted from being exchanged or used to settle a liability for at least twelve months after the reporting period.

A liability is classified as current when it is expected to be settled in normal operating cycle, it is held primarily for the purpose of trading, it is due to be settled within twelve months after the reporting period, or there is no unconditional right to defer the settlement of the liability for at least twelve months after the reporting period.

## 2.5 Property, Plant and Equipment ('PPE')

An item is recognised as an asset, if and only if, it is probable that the future economic benefits associated with the item will flow to the Company and its cost can be measured reliably. PPE are initially recognised at cost. The initial cost of PPE comprises its purchase price (including non-refundable duties and taxes but excluding any trade discounts and rebates), and any directly attributable cost of bringing the asset to its working condition and location for its intended use.

Subsequent to initial recognition, PPE are stated at cost less accumulated depreciation and any impairment losses. When significant parts of Property, Plant and Equipment are required to be replaced in regular intervals, the Company recognises such parts as separate component of assets. When an item of PPE is replaced, then its carrying amount is de-recognised from the balance sheet and cost of the new item of PPE is recognised.

The expenditures that are incurred after the item of PPE has been put to use, such as repairs and maintenance, are normally charged to the statement of profit and loss in the period in which such costs are incurred. However, in situations where the said expenditure can be measured reliably and is probable that future economic benefits associated with it will flow to the Company, it is included in the asset's carrying value or as a separate asset as appropriate.

Depreciation on PPE is computed using the straightline method over the estimated useful lives. Depreciation is provided as per useful life of the assets as prescribed in schedule II of the Companies Act. The Company has established the estimated range of useful lives of different categories of PPE as follows:





Particulars	Useful life (in years)
Factory Building	30 – 60
Plant & Machinery	15
Computers	3 – 6
Electrical Installations	10
Office Equipments and AC	5 – 8
Furniture and Fixtures	10
Motor Vehicles	8 – 10

The useful lives, residual values and depreciation method of PPE are reviewed and adjusted appropriately, at-least as at each reporting date so as to ensure that the method and period of depreciation are consistent with the expected pattern of economic benefits from these assets. The effects of any change in the estimated useful lives, residual values and/ or depreciation method are accounted prospectively, and accordingly the depreciation is calculated over the PPE's remaining revised useful life. The cost and the accumulated depreciation for PPE sold, scrapped, retired or otherwise disposed-off are derecognised from the balance sheet and the resulting gains/ (losses) are included in the statement of profit and loss within Other Income.

Assets individually costing Rs.10,000/- or less are depreciated fully in the year of purchase.

All directly attributable expenditure and interest cost on Borrowed Capital during the project construction period are accumulated and shown as Capital Work-in-Progress until the project/assets are put to use. Assets under construction are not depreciated.

## 2.6 Intangible Assets

Identifiable intangible assets are generally recognised when the Company controls the asset and it is probable that future economic benefits attributed to the asset will flow to the Company and the cost of the asset can be measured reliably. The intangible assets are initially recognised at cost. Assets having finite useful life are carried at cost less accumulated amortisation and impairment losses, if any.

## 2.7 Impairment of Non-Financial Assets – PPE

- a. PPE and intangible assets with definite lives are reviewed for impairment, whenever events or changes in circumstances indicate that their carrying values may not be recoverable. For the purpose of impairment testing, the recoverable amount (that is, higher of the fair value less costs to sell and the value-in-use) is determined on an individual asset basis, unless the asset does not generate cash flows that are largely independent of those from other assets, in which case the recoverable amount is determined at the cash-generating-unit ('CGU') level to which the said asset belongs. If such individual assets or CGU are considered to be impaired, the impairment to be recognised in the statement of profit and loss is measured by the amount by which the carrying value of the asset/CGU exceeds their estimated recoverable amount and allocated on pro rata basis.

Impairment losses, if any, are recognised in statement of profit and loss.



## Reversal of Impairment Losses

Impairment losses are reversed and the carrying value is increased to its revised recoverable amount provided that this amount does not exceed the carrying value that would have been determined had no impairment loss been recognised for the said asset in previous years.

### b. Goodwill

Goodwill is an asset representing the future economic benefits arising from other assets acquired in a business combination that are not individually identified and separately recognised. Goodwill is initially measured at cost, being the net identifiable assets acquired and liabilities assumed, measured in accordance with Ind AS 103, Business Combinations.

Goodwill is considered to have indefinite useful life and hence is not subject to amortization but tested for impairment at least annually. After initial recognition, goodwill is measured at cost less any accumulated impairment

For the purpose of impairment testing, goodwill acquired in a Business Combination, is from the acquisition date, allocated to each of the Group's cash generating units (CGUs) that are expected to benefit from the combination. A CGU is the smallest identifiable Group of assets that generates cash inflows that are largely independent of the cash inflows from other assets or Group of assets. Each CGU or a combination of CGUs to which goodwill is so allocated represents the lowest level at which goodwill is monitored for internal management purpose and it is not larger than an operating segment of the Group.

A CGU to which goodwill is allocated is tested for impairment annually, and whenever there is an indication that the CGU may be impaired, by comparing the carrying amount of the CGU, including the goodwill, with the recoverable amount of the CGU. If the recoverable amount of the CGU exceeds the carrying amount of the CGU, the CGU and the goodwill allocated to that CGU is regarded as not impaired. If the carrying amount of the CGU exceeds the recoverable amount of the CGU, the Group recognizes an impairment loss by first reducing the carrying amount of any goodwill allocated to the CGU and then to other assets of the CGU pro-rata based on the carrying amount of each asset in the CGU.

Any impairment loss on goodwill is recognized in the Statement of Profit and Loss. An impairment loss recognized on goodwill is not reversed in subsequent periods.

On disposal of a CGU to which goodwill is allocated, the goodwill associated with the disposed CGU is included in the carrying amount of the CGU when determining the gain or loss disposal.

### 2.8 Leases:

The Leases of Property, Plant and Equipment where the Company, as lessee, has substantially all the risks and rewards of ownership are classified as finance leases. Finance leases are capitalized at the lease's inception at the fair value of the leased property or, if lower, the present value of the minimum lease payments. The corresponding rental obligations, net of finance charges, are included in borrowings or other financial liabilities as appropriate.

Each lease payment is allocated between the liability and finance cost. The finance cost is charged to the profit or loss over the lease period so as to produce a constant periodic rate of interest on the remaining balance of the liability for each period.





Leases in which a significant portion of the risks and rewards of ownership are not transferred to the Company as lessee are classified as operating leases. Payments made under operating leases are charged to Statement of profit and loss on a straight line basis over the period of the lease unless the payments are structured to increase in line with expected general inflation to compensate for the lessor's expected inflationary cost increases.

In March 2019, the Ministry of Corporate Affairs issued the Companies (Indian Accounting Standards) (Amendments) Rules, 2019, notifying Ind AS 116 - 'Leases'. This standard is effective from 1st April, 2019. The Standard sets out the principles for the recognition, measurement, presentation and disclosure of leases for both parties to a contract i.e., the lessee and the lessor. Ind AS 116 introduces a single lessee accounting model and requires a lessee to recognize assets and liabilities for all leases with a term of more than twelve months, unless the underlying asset is of low value. Ind AS 116 - Leases amends the rules for the lessee's accounting treatment of operating leases. According to the standard all operating leases (with a few exceptions) must therefore be recognized in the balance sheet as lease assets and corresponding lease liabilities. The lease expenses, which were recognised as a single amount (operating expenses), will consist of two elements: depreciation and interest expenses. The standard has become effective from 2019 and the Company has assessed the impact of application of Ind AS 116 on Company's financial statements and provided necessary treatments and disclosures as required by the standard. (Refer Note No 5).

The discount rate is generally based on the incremental borrowing rate specific to the lease being evaluated or for a portfolio of leases with similar characteristics.

## **2.9 Financial Instruments:**

A financial instrument is a contract that gives rise to a financial asset of one entity and a financial liability or equity instrument of another entity.

### **Financial Assets**

#### **Initial Recognition**

All financial assets are recognized initially at fair value. Transaction costs that are directly attributable to the acquisition of financial assets (other than financial assets at fair value through profit or loss) are added to the fair value measured on initial recognition of financial asset. However, trade receivable that do not contain a significant financing component are measured at transaction price.

#### **Subsequent Measurement**

The subsequent measurement of the non-derivative financial assets depends on their classification as follows:

#### **Financial Assets Measured at Amortised Cost**

Assets that are held for collection of contractual cash flows where those cash flows represent solely payments of principal and interest are measured at amortised cost. However, where the impact of discounting / transaction costs is significant, the amortised cost is measured using the effective interest rate ('EIR') method. Interest income from these financial assets is included in Other Income.



### **Fair Value through Other Comprehensive Income (FVOCI):**

Assets that are held for collection of contractual cash flows and for selling the financial assets, where the assets' cash flows represent solely payments of principal and interest, the same are measured at fair value through other comprehensive income (FVOCI). Movements in the carrying amount are taken through OCI, except for the recognition of impairment gains or losses, interest revenue and foreign exchange gains and losses which are recognized in profit and loss. When the financial asset is derecognized, the cumulative gain or loss previously recognized in OCI is reclassified from equity to profit or loss and recognized in other gains/(losses). Interest income from these financial assets is included in other income using the effective interest rate method.

### **Fair Value through Profit or Loss**

Assets that do not meet the criteria for amortized cost or FVOCI are measured at fair value through profit or loss. A gain or loss on debt investment that is subsequently measured at fair value through profit or loss is recognized in profit or loss and presented net in the statement of profit and loss in the period in which it arises. Interest income from these financial assets is included in other income.

### **Impairment**

The impairment of assets depends on whether there has been a significant increase in the credit risks since initial recognition. Accordingly, the Company deals with providing for impairment of loss. In case of trade receivables, the Company applies the simplified approach which requires expected lifetime losses to be recognised from initial recognition of the receivables.

### **Financial Liabilities**

#### **Initial Recognition**

All financial liabilities are recognized initially at fair value and, in the case of loans and borrowings and payables, net of directly attributable transaction costs.

#### **Subsequent Recognition**

The subsequent measurement of financial liabilities depends on their classification, as described below:

#### **Financial liabilities at fair value through profit or loss**

Financial liabilities designated upon initial recognition at fair value through profit or loss are designated as such at the initial date of recognition, and only if the criteria in Ind AS 109 are satisfied. Changes in fair value of such liability are recognized in the statement of profit or loss.

#### **Financial liabilities at amortized cost**

The Company's financial liabilities at amortized cost are initially recognized at net of transaction costs and includes trade payables, borrowings including bank overdrafts and other payables.





After initial recognition, financial liabilities are subsequently measured at amortized cost using the effective interest rate (EIR) method except for deferred consideration recognized in a business combination which is subsequently measured at fair value through profit and loss. Gains and losses are recognized in the statement of profit and loss when the liabilities are derecognized as well as through the EIR amortization process. Amortized cost is calculated by taking into account any discount or premium on acquisition and fees or costs that are an integral part of the EIR. The EIR amortization is included as finance costs in the statement of profit and loss.

### **De-recognition**

A financial liability is derecognized when the obligation under the liability is discharged or cancelled or expires.

## **2.10 Taxes**

The income tax expense comprises of current and deferred income tax. Income tax is recognised in the statement of profit and loss, except to the extent that it relates to items recognised in the other comprehensive income or directly in equity, in which case the related income tax is also recognised accordingly.

### **a. Current Tax**

The current tax is calculated on the basis of the tax rates, laws and regulations, which have been enacted or substantively enacted as at the reporting date. The payment made in excess/ (shortfall) of the Company's income tax obligation for the period are recognised in the balance sheet as current income tax assets/liabilities.

Any interest, related to accrued liabilities for potential tax assessments are not included in Income tax charge or credit, but are rather recognised within finance costs.

### **b. Deferred Tax**

Deferred tax is recognised, using the liability method, on temporary differences arising between the tax bases of assets and liabilities and their carrying values in the financial statements. However, deferred tax are not recognised if it arises from initial recognition of an asset or liability in a transaction other than a business combination that at the time of the transaction affects neither accounting nor taxable profit or loss.

Deferred tax assets are recognised only to the extent that it is probable that future taxable profit will be available against which the temporary differences can be utilised. However, if these are unabsorbed depreciation, carry forward losses and items relating to capital losses, deferred tax assets are recognised when there is reasonable certainty that there will be sufficient future taxable income available to realise the assets. Deferred tax assets in respect of unutilized tax credits which mainly relate to minimum alternate tax are recognised to the extent it is probable that such unutilized tax credits will get realised.



The unrecognised deferred tax assets/carrying amount of deferred tax assets are reviewed at each reporting date for recoverability and adjusted appropriately. Deferred tax is determined using tax rates (and laws) that have been enacted or substantively enacted by the reporting date and are expected to apply when the related deferred income tax asset is realised or the deferred income tax liability is settled.

Income tax assets and liabilities are off-set against each other and the resultant net amount is presented in the balance sheet, if and only when, (a) the Company currently has a right to set-off the current income tax assets and liabilities, and (b) when it relate to income tax levied by the same taxation authority and where there is an intention to settle the current income tax balances on net basis.

## 2.11 Inventories

Inventories are stated at the lower of cost (determined using weighted average cost method) and net realisable value. The costs comprise its purchase price and any directly attributable cost of bringing to its present location and condition. Net realisable value is the estimated selling price in the ordinary course of business, less the estimated costs of completion and the estimated variable costs necessary to make the sale.

Following are general practice adopted by the company for valuation of Inventory.

Sr. No.	Type of Inventory	Valuation methodology
1	Raw Materials	*At lower of cost and net realizable value.
2	Stores and Spares	At cost.
3	Work-in-process/Semi-Finished Goods	At cost.
4	Engineering Plant Finished Goods	At lower of cost and Market Value
5	Finished Goods/Traded Goods	At lower of cost and Market Value
6	Scrap Material	At Net Realisable Value
7	Tools and Equipments	At lower of cost and disposable value

\*Material and other supplies held for use in the production of the inventories are not written down below cost if the finished goods in which they will be incorporated are expected to be sold at or above cost.

## 2.12 Cash and Cash Equivalents

Cash and cash equivalents include cash in hand, bank balances and fixed deposits including deposits towards margin money.

## 2.13 Share Capital

The Company has only one class of shares i.e. Equity Shares having par value of Re 1/- each per equity share. The dividend and repayment of capital are at the sole and absolute discretion of the Company and there is no contractual obligation whatsoever to that effect.





## 2.14 Employee Benefits

The Company's employee benefits mainly include wages, salaries, bonus, defined benefit plans, compensated absences. The employee benefits are recognised in the year in which the associated services are rendered by the Company employees.

### a. Short Term Employee Benefits

Employee benefits such as salaries, wages, short term compensated absences, expected cost of bonus, ex-gratia and performance-linked rewards falling due wholly within twelve months of rendering the service are classified as short term employee benefits and are expensed in the period in which the employee renders the related service.

### b. Post Employment Benefits – Gratuity

The Company operates one defined benefit plan, viz., Gratuity benefit, for its employees. The Gratuity plan provides for a lump sum payment to vested employees at retirement, death while in employment or on termination of employment of an amount equivalent to 15 days basic salary payable for each completed year of service. The Company does not have any fund for gratuity liability and the same is accounted for as provision.

The Company provides for the liability towards the said plans on the basis of actuarial valuation carried out yearly as at the reporting date, by an independent qualified actuary using the projected unit- credit method.

The obligation towards the said benefits is recognised in the balance sheet, at the present value of the defined benefit obligations. The present value of the said obligation is determined by discounting the estimated future cash outflows.

The interest expense is calculated by applying the above mentioned discount rate to the defined benefit obligations liability. The interest expense on the defined benefit liability is recognised in the statement of profit and loss. However, the related re-measurements of the defined benefit liability is recognised directly in the other comprehensive income in the period in which it arises. The said re-measurements comprise of actuarial gains and losses (arising from experience adjustments and changes in actuarial assumptions). Re-measurements are not re-classified to the statement of profit and loss in any of the subsequent periods.

### c. Other Employee Benefits – Leave Encashment

Under the other long term employee benefit plan, the company extends benefit of compensated absences to the employees, whereby they are eligible to carry forward their entitlement of earned leave for encashment upon retirement/ separation or during tenure of service. The Plan is not funded by the Company.



The Company provides for the liability towards the said benefit on the basis of actuarial valuation carried out yearly as at the reporting date, by an independent qualified actuary using the projected unit- credit method. The related re-measurements are recognised in the statement of profit and loss in the period in which they arise.

## **2.15 Provisions**

Provisions are recognised when the Company has a present obligation (legal or constructive) as a result of past event and it is probable that an outflow of resources will be required to settle the said obligation and the amounts of the said obligation can be reliably estimated. These provisions are reviewed at the end of each reporting period and are adjusted to reflect the current best estimates.

## **2.16 Amortisation of Expenses**

Deferred Revenue Expenditure is amortised over a period of five years.

## **2.17 Contingencies**

A disclosure for a contingent liability is made when there is a possible obligation or a present obligation that may, but probably will not, require an outflow of resources. When there is a possible obligation or a present obligation in respect of which the likelihood of outflow of resources is remote, no provision or disclosure is made.

Contingent assets are disclosed where an inflow of economic benefits is certain.

## **2.18 Revenue Recognition**

Revenue is recognised upon transfer of control of promised goods to customers i.e., when the performance obligation gets fulfilled in an amount that reflects the consideration which the company expects to receive in exchange for that particular performance obligation.

Revenue is measured based on the transaction price, which is the net of variable consideration, adjusted for discounts, price concessions and incentives, if any, as specified in the contract with the customer. Revenue also excludes taxes collected from customers.


### **a. Revenue From Operations**

#### **i. Sale of Goods**

Revenue from the sale of manufactured and traded goods is recognised when significant risks and rewards of ownership of goods have been transferred, effective control over the goods no longer exists with the Company, amount of revenue / costs in respect of the transactions can reliably be measured and probable economic benefits associated with the transactions will flow to the Company.

#### **ii. Rendering of Services**

Revenue in case of contracts/orders spreading over more than one financial year are booked to the extent of work billed. Sales include export benefits & net of sales return. Export benefits accrue on the date of export, which are utilized for custom duty free import of material/ transferred for consideration.





- iii. In case of unbilled work, Revenue is recognised when significant portion of the work exceeding 75 % is completed. Till such time the unbilled work is carried at cost in Work-In-Progress.

**b. Other Revenue**

**1) Customs Duty**

Customs Duty/incentive entitlement as and when eligible is accounted on accrual basis. Accordingly, import duty benefits against exports effected during the year are accounted on estimate basis as incentive till the end of the year in respect of duty free imports of raw material yet to be made.

**2) Interest Income**

Interest income is accrued on a time basis by reference to the principal outstanding and the effective interest rate.

**3) Other Income/Miscellaneous Income**

Other items of income are accounted as and when the right to receive such income arises and it is probable that the economic benefits will flow to the company and the amount of income can be measured reliably.

**2.19 Borrowing Costs**

- i. Borrowing costs directly attributable to the acquisition, construction or production of qualifying assets, which are assets that necessarily take a substantial period of time to get ready for their intended use or sale, are added to the cost of those assets, until such time as the assets are substantially ready for their intended use or sale.
- ii. All other borrowing costs are recognised in Statement of Profit and Loss in the period in which they are incurred.
- iii. The Company determines the amount of borrowing costs eligible for capitalisation as the actual borrowing costs incurred on that borrowing during the period less any interest income earned on temporary investment of specific borrowings pending their expenditure on qualifying assets, to the extent that an entity borrows funds specifically for the purpose of obtaining a qualifying asset. In case if the Company borrows generally and uses the funds for obtaining a qualifying asset, borrowing costs eligible for capitalisation are determined by applying a capitalisation rate to the expenditures on that asset. The Company suspends capitalisation of borrowing costs during extended periods in which it suspends

**2.20 Earnings Per Share ('EPS')**

Basic earnings per share is calculated by dividing the net profit attributable to the equity shareholders of the Company with the weighted average number of equity shares outstanding during the financial year, adjusted for treasury shares.

Diluted Earnings per share is calculated by dividing net profit attributable to the equity shareholders of the Company with the weighted average number of shares outstanding during the financial year, adjusted for the effects of all dilutive potential equity shares.



## 2.21 Statement of Cash Flows

Statement of Cash Flows is prepared segregating the cash flows into operating, investing and financing activities. Cash flow from operating activities is reported using indirect method, adjusting the net profit for the effects of:

- i. changes during the period in inventories and operating receivables/payables transactions of a non-cash nature;
- ii. non-cash items such as depreciation, provisions, deferred taxes, unrealised foreign currency gains and losses and undistributed profits of associates; and
- iii. All other items for which the cash effects are investing or financing cash flows.

## 3. Critical Judgements and Estimation in applying the Company's Accounting Policies

The estimates and judgements used in the preparation of the financial statements are based on historical experience and various other assumptions and factors (including expectations of future events), that the Company believes to be reasonable under the existing circumstances. The said estimates and judgements are based on the facts and events, that existed as at the reporting date, or that occurred after that date but provide additional evidence about conditions existing as at the reporting date.

The estimates and underlying assumptions are reviewed on an ongoing basis. Revisions to accounting estimates include useful lives of Property, Plant and Equipment, Intangible Assets, allowance for doubtful debts/advances, future obligations in respect of retirement benefit plans, expected cost of completion of contracts, provision for rectification costs, fair value measurement etc. Difference, if any, between the actual results and estimates is recognised in the period in which the results are known.

**The areas involving critical estimates and judgements are:**

- a) Estimation of current tax expenses and payable.
- b) Recognition of deferred tax assets for carried forward tax losses - Refer Note No. 8
- c) Revenue Recognition - Refer Note No. 20
- d) Estimation of defined benefit obligation – Refer Note No. 24





**4. Property, Plant and Equipment (PPE)**

(Rs in Lakhs)

Particulars	Land	Building	Plant & Machinery	Computers	Electrical Installations	Office Equipments	Furniture & Fixtures	Motor Vehicles	Total
Cost as at April 1, 2022	146.66	824.80	3,344.66	190.38	146.93	90.97	257.32	273.48	5,275.20
Additions	264.47	295.38	1,355.14	35.45	-	15.67	4.34	57.44	2,027.89
Disposals	-	6.82	1,214.00	177.54	-	-	-	25.35	1,423.71
Cost as at March 31, 2023	411.13	1,113.36	3,485.80	48.29	146.93	106.64	261.66	305.57	5,879.38
Accumulated Depreciation as on April 1, 2022	-	572.84	3,021.15	174.96	137.07	81.87	205.12	159.38	4,352.39
Depreciations	-	24.24	77.23	8.90	1.51	1.53	9.70	24.97	148.08
Disposals	-	6.00	1,137.68	170.98	-	-	-	13.67	1,328.33
Accumulated Depreciation as on March 31, 2023	-	591.08	1,960.70	12.88	138.58	83.40	214.82	170.68	3,172.14
Net Carrying Cost as at March 31, 2023	411.13	522.28	1,525.10	35.41	8.35	23.24	46.84	134.89	2,707.24
Capital Work in Progress									2,555.31
Total									5,262.55

(Rs in Lakhs)

Particulars	Land	Building	Plant & Machinery	Computers	Electrical Installations	Office Equipments	Furniture & Fixtures	Motor Vehicles	Total
Cost as at April 1, 2021	146.66	812.39	3,290.79	182.76	146.93	89.29	256.21	273.48	5,198.51
Additions	-	12.41	61.89	7.62	-	1.68	1.11	-	84.71
Disposals	-	-	8.02	-	-	-	-	-	8.02
Cost as at March 31, 2022	146.66	824.80	3,344.66	190.38	146.93	90.97	257.32	273.48	5,275.20
Accumulated Depreciation as on April 1, 2021	-	552.76	3,004.36	171.91	135.23	80.57	195.75	135.00	4,275.58
Depreciations	-	20.08	24.40	3.05	1.84	1.30	9.37	24.38	84.42
Disposals	-	-	7.61	-	-	-	-	-	7.61
Accumulated Depreciation as on March 31, 2022	-	572.84	3,021.15	174.96	137.07	81.87	205.12	159.38	4,352.39
Net Carrying Cost as at March 31, 2022	146.66	251.96	323.51	15.42	9.86	9.10	52.20	114.10	922.81
Capital Work in Progress									373.62
Total									1,296.43

Note: Plot No. A - 5/5, A - 6/3 and A - 5/4 MIDC Industrial Area, Murbad, Thane- 421401 is mortgaged with an additional collateral security of Hypothecation of existing Plant & Machinery to Citizencredit Co-operative Bank Limited, Bandra Branch, Mumbai 400050 against cash credit limits of Rs. 400 lakhs and bank guarantee limit of Rs. 2,000 lakhs as per their sanction letter Sanction Letter No. CCB/ADV/SAN-COR/2022-23/17 dated May 13, 2022 and Sanction Letter No CCB/CAO/ADV/2022-23/40 dated 27.07.2022.



**Ageing for Capital – Work – in – Progress as at March 31, 2023 is as follows**

(Rs in Lakhs)

Particulars	Less than 1 year	1-2 years	2-3 years	More than 3 years	Total
Project in Progress	2,181.69	373.62	-	-	2,555.31

**Ageing for capital – work – in – progress as at March 31, 2022 is as follows**

(Rs in Lakhs)

Particulars	Less than 1 year	1-2 years	2-3 years	More than 3 years	Total
Project in Progress	373.62	-	-	-	373.62

**Ageing for Goodwill as at March 31, 2023 is as follows**

(Rs in Lakhs)

Particulars	Less than 1 year	1-2 years	2-3 years	More than 3 years	Total
Goodwill	-	-	-	95.98	95.98

**Ageing for Goodwill as at March 31, 2022 is as follows**

(Rs in Lakhs)

Particulars	Less than 1 year	1-2 years	2-3 years	More than 3 years	Total
Goodwill	-	-	-	95.98	95.98

**Allocation of Goodwill to cash generating units**

Goodwill is allocated to the following cash generating unit ("CGU") for impairment testing purpose

(Rs. In lakhs)

Particulars	As at 31.03.2023	As at 31.03.2022
Engineering Business	95.98	95.98

The recoverable amount of this CGU for impairment testing is determined based on value-in-use calculations which uses cash flow projections based on financial budgets approved by management covering a five-year period (Previous year - five year), as the Company believes this to be the most appropriate timescale for reviewing and considering annual performance before applying a fixed terminal value multiple to the final cash flows.

As at 31st March, 2023 and 31st March, 2022, goodwill in respect of Engineering Business was not impaired.

Key Assumptions used for value in use calculations are as follows:

Particulars	As at 31.03.2023	As at 31.03.2022
Compounded average net sales growth rate for five year period (previous year – five year)	31.00 %	31.00 %
Growth rate used for extrapolation of cash flow projections beyond the five – year period (previous year – five year)	4.00 %	4.00 %
Discount rate	10.00 %	10.00 %





Management believes that any reasonable possible change in any of these assumptions would not cause the carrying amount to exceed its recoverable amount.

**Discount Rates** - Management estimates discount rates using pre-tax rates that reflect current market assessment of the risks specific to the CGU, taking into consideration the time value of money and individual risks of the underlying assets that have not been incorporated in the cash flow estimates. The discount rate calculation is based on the specific circumstances of the Company and its operating segments and is derived from its weighted average cost of capital.

**Growth Rates** - The growth rates are based on industry growth forecasts. Management determines the budgeted growth rates based on past performance and its expectations on demand condition. The weighted average growth rates used are consistent with industry reports

## 5. Right To Use - Ind AS 116, Leases Impact

The Right To Use value disclosed is as per Ind AS 116 (Lease Impact). The impact of Ind AS 116 on the Company's financial statements at 31 March 2023 is as follows:

The details of the right-of-use assets held by the Company as on 31<sup>st</sup> March, 2023 is as follows:

(Rs in Lakhs)		
Particulars	Additions for year ended March 31, 2023	Net carrying amount as at March 31, 2023
Building	230.58	521.80
Security Deposit	13.67	8.65
<b>Total</b>	<b>244.25</b>	<b>530.45</b>

Expenses (Income) on right-of-use assets are as follows:

(Rs in Lakhs)		
Particulars	Year ended March 31, 2023	Year ended March 31, 2022
Depreciation on Building	85.16	49.30
Depreciation on Security Deposit	5.02	-
Interest on Lease Liabilities	47.87	38.05
Interest on Security Deposit (Income)	(4.39)	-
<b>Total</b>	<b>133.66</b>	<b>87.35</b>

The details of the right-of-use assets held by the Company as on 31<sup>st</sup> March, 2022 is as follows:

(Rs in Lakhs)		
Particulars	Additions for year ended March 31, 2022	Net carrying amount as at March 31, 2022
Building	-	376.38
Security Deposit	-	-
<b>Total</b>	<b>-</b>	<b>376.38</b>

Expenses (Income) on right-of-use assets are as follows:

(Rs in Lakhs)		
Particulars	Year ended March 31, 2022	Year ended March 31, 2021
Depreciation on Building	49.30	62.11
Interest on Lease Liabilities	38.05	33.00
<b>Total</b>	<b>87.35</b>	<b>95.11</b>



**Statement of Cash Flows:**

The total cash outflow for leases is **Rs. 109.67 lakhs** and **Rs. 56.82 lakhs** for years ended March 31, 2023 and 2022, respectively.

**6. Security Deposit & Others (Non-Current) (Rs. in Lakhs)**

Particulars	31 <sup>st</sup> March, 2023	31 <sup>st</sup> March, 2022
<b>Non-current</b>		
Security Deposits, Considered Good	59.17	60.42
<b>Total</b>	<b>59.17</b>	<b>60.42</b>

**6A Investments – Non Current****(Rs. In Lakhs)**

Particulars	31 <sup>st</sup> March, 2023	31 <sup>st</sup> March, 2022
Investment designated at fair value through profit and loss Investments in Equity Instruments (unquoted - fully paid up)	0.01	-
<b>Citizencredit Co-operative Bank Limited</b> 100 Equity Shares of Rs. 10/- each (Previous Year Rs. Nil)		
<b>Total value of unquoted shares</b>	<b>0.01</b>	<b>-</b>

**7. Loan & Other Current Financial Assets (Rs.in Lakhs)**

Particulars	31 <sup>st</sup> March, 2023	31 <sup>st</sup> March, 2022
<b>7 (I) Loan</b>		
- Loans to Others (Unsecured)		
Inter Corporate Deposits, Considered Good	5,215.00	2,875.00
<b>Sub – Total</b>	<b>5,215.00</b>	<b>2,875.00</b>
<b>7 (II) Other Current Financial Asset</b>		
- Security Deposits, Considered Good	19.52	2.05
- Tax Recoverable	630.21	315.85
- Interest Receivable	119.56	86.05
<b>Sub – Total</b>	<b>769.29</b>	<b>403.95</b>
<b>Total ( I + II )</b>	<b>5,984.29</b>	<b>3,278.95</b>

**8. Income Taxes****i. The movement in Deferred Tax Assets and Liabilities during the year is as follows:****(Rs.in Lakhs)**

Particulars	31 <sup>st</sup> March, 2023	31 <sup>st</sup> March, 2022
<b>Opening balance</b>	<b>364.41</b>	<b>767.89</b>
Tax (Expense)/ Income Recognised in statement of Profit and Loss	(246.11)	(403.63)*
Tax Income/ (Expense) Recognised in OCI	(10.79)	0.15
<b>Closing Balance</b>	<b>107.51</b>	<b>364.41</b>





\* The Company has determined that there is a reasonable certainty that sufficient profits will be available in future to recoup unabsorbed depreciation and carried forward losses and accordingly deferred tax has been recognised on those losses under Ind AS provisions.

ii. The Major Component of the Tax expenses are:

(Rs.in Lakhs)

Particulars	31 <sup>st</sup> March, 2023	31 <sup>st</sup> March, 2022
<b>Current Income Tax</b>		
For the Year	993.53	-
<b>Deferred Tax</b>		
For the Year	256.90	403.48
<b>Income Tax Expenses</b>	<b>1,250.43</b>	<b>403.48</b>

iii. The Analysis of Deferred Tax Assets / Liabilities and Expenses is as follows

(Rs.in Lakhs)

Particulars	Opening Balance as on 1 <sup>st</sup> April, 2022	Recognised in Profit & Loss Account	Recognised in Other Comprehensive Income	Closing Balance as on 31 <sup>st</sup> March, 2023
<b>Deferred Tax Assets</b>				
Carried Forward Losses	291.71	(291.71)	-	-
Leasehold Assets	8.88	5.88	-	14.76
Security Deposit	-	0.16	-	0.16
Employee Benefits	114.63	5.52	(10.79)	109.36
Depreciation on Property, Plant and Equipment	(56.55)	(11.15)	-	(67.70)
Expenses allowed in future period	5.74	(1.44)	-	4.30
Optional Fully Convertible Debenture	-	(0.24)	-	(0.24)
Share Based Payment Expenses	-	46.87	-	46.87
<b>Net Deferred Tax Assets</b>	<b>364.41</b>	<b>(246.11)</b>	<b>(10.79)</b>	<b>107.51</b>

iv. Current Tax Assets (Net)

(Rs.in Lakhs)

Particulars	31 <sup>st</sup> March, 2023	31 <sup>st</sup> March, 2022
Advance Payment of Income Tax (net)	280.71	190.94
<b>Total</b>	<b>280.71</b>	<b>190.94</b>



## 9. Other Assets

(Rs.in Lakhs)

Particulars	31 <sup>st</sup> March, 2023	31 <sup>st</sup> March, 2022
<b>9 (I) Other Non-Current Asset</b>		
Prepaid Expenses	0.87	2.10
Capital Advance	160.41	748.42
<b>Total</b>	<b>161.28</b>	<b>750.52</b>
<b>9 (II) Other Current Asset</b>		
Prepaid Expenses	4.40	10.07
Advance to Employees	4.43	11.36
Advance to Suppliers	9,419.35	4,650.13
<b>Total</b>	<b>9,428.18</b>	<b>4,671.56</b>

## 10. Inventories

(Rs in Lakhs)

Particulars	31 <sup>st</sup> March, 2023	31 <sup>st</sup> March, 2022
Raw Materials	1,714.70	539.59
Work-In-Progress	8,019.15	3,854.66
Stores and Spares	1,712.50	397.00
Goods in Transit	--	68.37
Scrap & By-Products	11.64	25.45
<b>Total</b>	<b>11,457.99</b>	<b>4,885.07</b>

Refer Note No. 2.11 for Valuation of Inventory

Note: Inventories are Hypothecated to Citizencredit Co-operative Bank Limited, Bandra Branch, Mumbai 400 050 against Cash Credit Limits of Rs.400 Lakhs as per their Sanction Letter No. CCB/ADV/SAN-COR/2022-23/17 dated May 13, 2022 and Sanction Letter No CCB/CAO/ADV/2022-23/40 dated 27.07.2022.

## 11. Trade Receivables

(Rs in Lakhs)

Particulars	31 <sup>st</sup> March, 2023	31 <sup>st</sup> March, 2022
<b>Unsecured</b>		
Considered Good	2,909.45	982.59
Considered Doubtful	--	--
<b>Total</b>	<b>2,909.45</b>	<b>982.59</b>
Less: Provision for Doubtful Receivables	--	--
<b>Total Receivables</b>	<b>2,909.45</b>	<b>982.59</b>

Note: Trade Receivable are Hypothecated to Citizencredit Co-operative Bank Limited, Bandra Branch, Mumbai 400 050 against Cash Credit Limits of Rs.400 Lakhs as per their Sanction Letter No. CCB/ADV/SAN-COR/2022-23/17 dated May 13, 2022 and Sanction Letter No CCB/CAO/ADV/2022-23/40 dated 27.07.2022.





**Outstanding for following periods from the date of transaction as on March 31, 2023:**

Particulars	Less than 6 months	6 months – 1 year	1 – 2 years	2-3 years	More than 3 years	Total
(i) Undisputed Trade Receivable – Considered Good	2,902.48	6.97	-	-	-	2,909.45
(ii) Undisputed Trade Receivables – Which have significant Increase in Credit Risk.	-	-	-	-	-	-
(iii) Undisputed Trade Receivable – credit impaired	-	-	-	-	-	-
(iv) Disputed Trade Receivable – considered Good	-	-	-	-	-	-
(v) Disputed Trade Receivables – Which have significant Increase in Credit Risk.	-	-	-	-	-	-
(vi) Disputed Trade Receivable – Credit Impaired	-	-	-	-	-	-
<b>Total</b>	<b>2,902.48</b>	<b>6.97</b>	<b>-</b>	<b>-</b>	<b>-</b>	<b>2,909.45</b>

## (Rs. In Lakhs)

Particulars	Less than 6 months	6 months – 1 year	1 – 2 years	2-3 years	More than 3 years	Total
(i) Undisputed Trade Receivable – Considered good	934.13	41.41	-	-	-	975.54
(ii) Undisputed Trade Receivables – Which have significant Increase in credit risk.	-	-	-	-	-	-
(iii) Undisputed Trade Receivable – credit impaired	-	-	-	-	-	-
(iv) Disputed Trade Receivable – considered good	-	7.05	-	-	-	7.05
(v) Disputed Trade Receivables – Which have significant Increase in credit risk.	-	-	-	-	-	-
(vi) Disputed Trade Receivable – credit impaired	-	-	-	-	-	-
<b>Total</b>	<b>934.13</b>	<b>48.46</b>	<b>-</b>	<b>-</b>	<b>-</b>	<b>982.59</b>

**12. Cash and Cash Equivalents**

(Rs in Lakhs)

Particulars	31 <sup>st</sup> March, 2023	31 <sup>st</sup> March, 2022
<b>I Balances with Banks</b>		
In Current Accounts	47.07	1,022.80
Bank Deposits with original maturity of three months or less	18.91	152.17
Cash in Hand	0.08	2.02
<b>Other Bank Balance</b>		
Margin Money Deposit *	732.60	1,282.41
<b>Total</b>	<b>798.66</b>	<b>2,459.40</b>
<b>li Other Balances with Bank</b>		
Earmarked Balances with Bank **	8.76	-
<b>Total</b>	<b>8.76</b>	<b>-</b>

\* Held against various Bank Guarantees

\*\* Earmarked Balance with banks pertains to Unclaimed Dividend

**13. Equity Share Capital**

(Rs in Lakhs)

Particulars	31 <sup>st</sup> March, 2023	31 <sup>st</sup> March, 2022
<b>Authorised Share Capital</b>		
120,00,00,000 Equity Shares of Re. 1/- each (P.Y. 120,00,00,000)	12,000.00	12,000.00
<b>Issued, Subscribed and fully paid-up shares</b>		
98,86,98,382 Equity shares of Re. 1/- each (Previous year 89,86,98,382 Equity Shares of Re 1/- each)	9,886.98	8,986.98
<b>Total</b>	<b>9,886.98</b>	<b>8,986.98</b>

- i During the year, the Board on 19th May, 2022 approved the issuance and allotment of 9,00,00,000 equity shares of face value of Re. 1/- each ("Equity Shares") at a price of Rs.3.86 each to the warrant holders i.e. Lloyds Metals & Minerals Trading LLP and Aeon Trading LLP pursuant to conversion of 9,00,00,000 convertible warrants ("Convertible Warrants") into equity shares of the Company in the ratio of 1:1 consequent to the exercise of the option to convert such Convertible Warrants into equity shares of the Company.

Pursuant to the allotment of the said Equity Shares on conversion of Convertible Warrants by the Warrant holders, the paid-up equity share capital of the Company has increased from Rs.89,86,98,382 consisting of 89,86,98,382 equity shares of face value of Re. 1/- each to Rs.98,86,98,382 consisting of 98,86,98,382 equity shares of face value of Re. 1/- each.

- ii The Company has not issued any share as fully paid up without payment being received in cash or as bonus neither shares nor any share has been bought back by the Company in last 5 years.





iii Reconciliation of Number of Shares

Particulars	As at 31 <sup>st</sup> March, 2023		As at 31 <sup>st</sup> March, 2022	
	Number of Shares	Rs. in Lakhs	Number of Shares	Rs. in Lakhs
<b>Equity Shares</b>				
Opening Balance	89,86,98,382	8,986.98	89,86,98,382	8,986.98
Movement During the year	9,00,00,000	900.00	-	-
Closing Balance	98,86,98,382	9,886.98	89,86,98,382	8,986.98

iv Terms and Rights attached to Equity Shares.

The Company has only one class of Equity Shares having par value of Re.1 per share. Each holder of equity shares is entitled to cast one vote per share.

v Details of Shareholders Holding more than 5 % shares in the Company

Name of Shareholders	31 <sup>st</sup> March, 2023		31 <sup>st</sup> March, 2022	
	(Nos.)	(% holding)	(Nos.)	(% holding)
Shree Global Tradefin Limited (including Ragini Trading & Investment Limited Merged with Shree Global Tradefin Limited)	47,98,37,185	48.53%	47,98,37,185	53.39%

vi Details of Share held by Holding Company, its Subsidiaries and Associates in the Company.

Name of Shareholders	31 <sup>st</sup> March, 2023		31 <sup>st</sup> March, 2022	
	(Nos.)	(% holding)	(Nos.)	(% holding)
Shree Global Tradefin Limited (including Ragini Trading & Investment Limited Merged with Shree Global Tradefin Limited)	47,98,37,185	48.53%	47,98,37,185	53.39%

vi Terms of Securities Convertible into Equity Shares

Sr. No.	Type of Securities issued	Number of Securities			Terms
		Opening	Converted	Closing	
1	Optionally Fully Convertible Debentures (OFCD)	1,51,80,000	-	1,51,80,000	Equivalent number of Equity Shares to be converted within 18 months from the date of issue of OFCD at the discretion of option holder
2	Convertible Warrants	16,50,00,000	9,00,00,000	7,50,00,000	Equivalent number of Equity Shares to be converted within 18 months from the date of issue of Convertible Warrants at the discretion of Warrant holder.



vii Disclosure of Shareholding of Promoters

Disclosure of Shareholding of Promoters as on 31<sup>st</sup> March, 2023 is as follows:


Sr.No	Promoter Name	Shares held by Promoters				% Change during the year
		At March 31, 2023		At March 31,2022		
		No. of Shares	% of total Shares	No. of Shares	% of total Shares	
1	Shree Global TradeFin Limited (including Ragini Trading & Investment Limited Merged with Shree Global TradeFin Limited)	47,98,37,185	48.53%	47,98,37,185	53.39%	(6.18%)*
2	Aeon Trading LLP	4,50,00,000	4.55%	Nil	Nil	100%*
3	Lloyds Metals And Minerals Trading LLP	4,50,00,000	4.55%	Nil	Nil	100%*
4	Smt. Renu R Gupta	68,680	0.01 %	68,680	0.01 %	-
5	Shri. Rajesh R Gupta	61,438	0.01 %	61,438	0.01 %	-
6	Smt. Chitralkha R Gupta	22,172	0.00 % <sup>#</sup>	22,172	0.00 % <sup>#</sup>	-
7	Smt. Abha M Gupta	7,514	0.00 % <sup>#</sup>	7,514	0.00 % <sup>#</sup>	-
8	Shri. Mukesh R Gupta	7,095	0.00 % <sup>#</sup>	7,095	0.00 % <sup>#</sup>	-

\* The percentage change during the year is due to conversion of 9,00,00,000 Convertible warrant into Equity Shares of the company on May 19, 2022.

# Represents Percentage less than 0.005%

Disclosure of Shareholding of promoters as on 31<sup>st</sup> March, 2022 is as follows:

SL.No	Promoter Name	Shares held by Promoters				% Change during the year
		At March 31, 2022		At March 31,2021		
		No. of Shares	% of total Shares	No. of Shares	% of total Shares	
1	Shree Global TradeFin Limited (including Ragini Trading & Investment Limited Merged with Shree Global TradeFin Limited)	47,98,37,185	53.39%	Nil*	Nil*	53.39%
2	Smt. Renu R Gupta	68,680	0.01 %	Nil*	Nil*	0.01 %
3	Shri. Rajesh R Gupta	61,438	0.01 %	Nil*	Nil*	0.01 %
4	Smt. Chitralkha R Gupta	22,172	0.00 % <sup>#</sup>	Nil*	Nil*	0.00 % <sup>#</sup>
5	Smt. Abha M Gupta	7,514	0.00 % <sup>#</sup>	Nil*	Nil*	0.00 % <sup>#</sup>
6	Shri. Mukesh R Gupta	7,095	0.00 % <sup>#</sup>	Nil*	Nil*	0.00 % <sup>#</sup>





7	FirstIndia Infrastructure Private Limited (Formerly known as Ultimate Logistics Solutions Pvt. Ltd.)	Nil	Nil	28,80,73,478	32.05%	(32.05 %)
8	Metallurgical Engineering and Equipments Limited	Nil	Nil	12,63,67,638	14.06%	(14.06%)

M/s. Shree Global Tradefin Limited entered Into a Share Purchase Agreement ("SPA") on 28th January, 2021 with the erstwhile Promoters/Promoter Group of M/s. Lloyds Steels Industries Limited (Company/Target Company) i.e. M/s. Metallurgical Engineering and Equipments Limited and M/s. FirstIndia Infrastructure Private Limited to acquire the Equity Shares collectively held by them in the Company i.e. 41,44,41,116 Equity Shares of Re 1 each representing 46.11% of the Equity Share Capital/Voting Capital of the Company. Pursuant to the said Share Purchase Agreement which triggered the open offer requirement as per SEBI (SAST Regulations), 2011, the M/s. Shree Global Tradefin Limited made an Offer in terms of Regulation 3(1) and 4 of the said Regulations to acquire upto 23,36,61,600 Equity Shares of Re 1 each, representing 26% of the Equity Share Capital/Voting Capital of the Target Company ("Offer Size") at a price of Re 1 (Rupee One only) per Equity Share ("Offer Price"), payable in cash, to the Public Shareholders of the Target Company. M/s. Shree Global Tradefin Limited has completed the Open Offer formalities as Certified by Manager to the Open Offer, M/s. Mark Corporate Advisory Private Limited vide their letter dated 18<sup>th</sup> May, 2021.

Pursuant to the said acquisition of 41,44,41,116 Equity Shares (46.11%) of the Company from the exiting Promoter/Promoters/Promoter Group of the Company, M/s. Shree Global Tradefin Limited has become the "Holding Company" of M/s. Lloyds Steels Industries Limited w.e.f. 21<sup>st</sup> May 2021.

#### 14. Other Equity

(Rs in Lakhs)		
Particulars	31 <sup>st</sup> March, 2023	31 <sup>st</sup> March, 2022
<b>Capital Reserve</b>		
Opening Balance	5.00	5.00
Transfer from / to Retained Earning	-	-
<b>Closing Balance (i)</b>	<b>5.00</b>	<b>5.00</b>
<b>Retained Earnings</b>		
Opening Balance	2,946.81	2,352.53
Profit for the year	3,682.31	594.72
Remeasurement of defined employee benefit plans	32.07	(0.44)
Dividend Paid	(494.35)	
<b>Closing Balance (ii)</b>	<b>6,166.84</b>	<b>2,946.81</b>
<b>Money received against Convertible Warrants</b>		
Opening Balance	1,585.14	-
Money received against Convertible Warrants	2,605.50	1,592.25
Expenses for Convertible Warrants		(7.11)
Conversion of Convertible Warrants by Warrant Holder.	(3,474.00)	-
<b>Closing Balance (iii)</b>	<b>716.64</b>	<b>1,585.14</b>



<b>Share Based Payment Reserve</b>		
<b>Opening Balance</b>	-	-
Share Based Payment Expenses	186.97	-
<b>Closing Balance (iv)</b>	<b>186.97</b>	-
<b>Securities Premium</b>		
<b>Opening Balance</b>	-	-
Premium on Conversion of Convertible Warrants by Warrant Holder.	2,574.00	-
<b>Closing Balance (v)</b>	<b>2,574.00</b>	-
<b>Total Other Equity (i) + (ii) + (iii) + (iv) + (v)</b>	<b>9,649.45</b>	<b>4,536.95</b>

#### 15. Financial Liabilities

(Rs in Lakhs)

Particulars	31 <sup>st</sup> March, 2023	31 <sup>st</sup> March, 2022
<b>(i) Non-current</b>		
<b>Borrowings</b>		
<b>Secured</b>		
Vehicle Loans	42.65	23.79
<b>Unsecured</b>		
Liability Component of Compound financial instruments -OFCD	-	1,862.22
<b>Total (i)</b>	<b>42.65</b>	<b>1,886.01</b>
<b>(ii) Current</b>		
<b>Borrowings</b>		
<b>Other Loans</b>		
<b>Secured</b>		
- Cash Credit *	248.79	-
- Current Maturity of Long Term Borrowing	27.49	32.65
<b>Unsecured</b>		
- Current Maturity of Liability component of Compound Financial Instruments	2,071.10	-
- Inter Corporate Deposits	2,249.90	-
<b>Total (ii)</b>	<b>4,597.28</b>	<b>32.65</b>

\* Note: Citizencredit Co-operative Bank Limited vide their Sanction Letter No. CCB/ADV/SAN-COR/2022-23/17 dated May 13, 2022 and revised Sanction Letter No. CCB/CAO/ADV/2022-23/40 dated 27.07.2022 have sanctioned a Cash Credit Limit of Rs.400 lakhs and Bank Guarantee Limit of Rs.2,000 Lakhs against primary and collateral securities for all facilities in form of Mortgage of following fixed assets as under:

**Primary Security – Hypothecation of Book Debts and Stock.**

**Collateral Security -**

1. Plot No.A-5/5, A-5/4 & A-6/3, MIDC Industrial Area, Murbad, Thane- 421401
2. Hypothecation of Existing Plant and Machinery.





### 15 (iii) Other Financial Liabilities

Unsecured	31 <sup>st</sup> March, 2023	31 <sup>st</sup> March, 2022
- Liability Component of Compound financial instruments	-	205.05
- Interest Accrued but Not Due	39.64	39.56
- Employees Payable	126.77	122.65
- Taxes Payable	81.17	77.84
- Unclaimed Dividend	8.76	-
<b>Total (iii)</b>	<b>256.34</b>	<b>445.10</b>

The Board of Directors at its meeting held on 27th January, 2022 has made allotment of 1,51,80,000, 12% Optionally Fully Convertible Debentures (OFCD) of Face Value of Rs.13.65 each to "Investors" of non-Promoter category, on preferential allotment basis. Ind AS 109 - Financial instruments has recognized interest on OFCD Rs.252.49 Lakhs (P.Y. Rs.44.60 Lakhs) under finance cost, liability on OFCD of Rs.2,066.26 Lakhs (Net of Transaction Cost of Rs. 5.81 Lakhs) under unsecured borrowing & other equity of Rs.Nil.

### Repayment of Term Loan

The loans are secured with exclusive charges over vehicles.

Terms of Repayment

(Rs in Lakhs)

Particulars	Amount Outstanding as at 31 <sup>st</sup> March, 2023	F.Y. 23-24	F.Y. 24-25	F.Y. 25-26	F.Y. 26-27 onwards
Loan for Vehicles	70.14	27.49	16.42	10.67	15.56

The rate of interest for vehicles loan varies from bank to bank ranges between from 8 % to 10 %.

### 15(iv) – Lease Liabilities

(Rs. In Lakhs)

Particulars	Non - Current		Current	
	31 <sup>st</sup> March, 2023	31 <sup>st</sup> March, 2022	31 <sup>st</sup> March, 2023	31 <sup>st</sup> March, 2022
Lease Liabilities (Refer Note 5)	496.98	375.29	83.45	36.36
<b>Total – Lease Liabilities</b>	<b>496.98</b>	<b>375.29</b>	<b>83.45</b>	<b>36.36</b>

### 16. Provisions

(Rs in Lakhs)

Particulars	31 <sup>st</sup> March, 2023	31 <sup>st</sup> March, 2022
<b>Provision for Employees Benefits</b>		
Gratuity	374.81	382.20
Compensated Absence	54.34	68.54
<b>Provision for Others</b>		
Expenses	251.88	53.13
<b>Total</b>	<b>681.03</b>	<b>503.87</b>
<b>(I) Non - Current – Provisions</b>	<b>359.14</b>	<b>417.95</b>
<b>(II) Current – Provisions</b>	<b>321.89</b>	<b>85.92</b>

Refer Note 24 for movement of provision towards employee benefits.



## 17. Trade Payables

(Rs in Lakhs)

Particulars	31 <sup>st</sup> March, 2023	31 <sup>st</sup> March, 2022
(i) MSME	-	-
(ii) Others	2,453.88	754.66
(iii) Disputed Dues – MSME	-	-
(iv) Disputed Dues – Others	24.30	24.30
<b>Total</b>	<b>2,478.18</b>	<b>778.96</b>

The Company identifies suppliers registered under Micro, Small & Medium Enterprises Development Act, 2006 by sourcing information from suppliers and accordingly made classification based on available information with the Company.

**Outstanding for following periods from the date of transaction as on 31.03.2023:**

(Rs in Lakhs)

Particulars	Less than 1 year	1 – 2 years	2-3 years	More than 3 years	Total
(i) MSME	-	-	-	-	-
(ii) Others	2,418.33	15.92	16.45	3.18	2,453.88
(iii) Disputed dues – MSME	-	-	-	-	-
(iv) Disputed dues – Others	-	-	-	24.30	24.30

**Outstanding for following periods from the date of transaction as on 31.03.2022:**

(Rs in Lakhs)

Particulars	Less than 1 year	1 – 2 years	2-3 years	More than 3 years	Total
(i) MSME	-	-	-	-	-
(ii) Others	716.00	17.02	9.62	12.02	754.66
(iii) Disputed dues – MSME	-	-	-	-	-
(iv) Disputed dues – Others	-	-	-	24.30	24.30

## 18. Other Current Liabilities

(Rs in Lakhs)

Particulars	31 <sup>st</sup> March, 2023	31 <sup>st</sup> March, 2022
<b>Current</b>		
Advances from Customers	8,912.65	1,830.48
<b>Total</b>	<b>8,912.65</b>	<b>1,830.48</b>





## 19. Contingent Liabilities & Commitments

(Rs in Lakhs)

Particulars	31 <sup>st</sup> March, 2023	31 <sup>st</sup> March, 2022
<b>Contingent Liabilities</b>		
A) Claims against the Company, not acknowledged as Debts *	3,093.77	2,697.11
B) Guarantees		
Guarantees issued by the Company's Bankers on behalf of the Company	1,550.33	1,270.00
C) Income Tax Liability for the Assessment Year 2015-16, 2016-17, 2018-19 & 2019-20 under section 153C, not acknowledged as debts.	1,146.28	1,146.28
<b>Commitments</b>		
D) Estimated amount of contracts remaining to be executed on capital account and not provided for.	861.66	2,456.27

\*The amount assess as contingent liability includes interest component calculated as at reporting period that could be claimed by counter parties.

## 20. Revenue From Operations

(Rs in Lakhs)

Particulars	For the year ended	
	31 <sup>st</sup> March, 2023	31 <sup>st</sup> March, 2022
<b>Sale of Products</b>		
Finished Goods	30,972.14	4,852.54
<b>Other Operating Revenue</b>		
Sale of Scrap & By Products	211.41	46.11
Job Work Charges	77.43	111.01
<b>Total</b>	<b>31,260.98</b>	<b>5,009.66</b>

## 21. Other Income

(Rs in Lakhs)

Particulars	For the Year Ended	
	31 <sup>st</sup> March, 2023	31 <sup>st</sup> March, 2022
<b>Interest Income</b>		
On Bank Deposits	60.19	76.33
From Others	508.10	507.18
On Security Deposit (As per Ind AS 116)	4.39	-
<b>Other Non – Operating Income</b>		
Miscellaneous Income	6.04	372.77
Liabilities no longer required, Written Back (net)	0.91	18.79
<b>Total</b>	<b>579.63</b>	<b>975.07</b>



**22. Cost of Raw Materials Consumed**

(Rs in Lakhs)

Particulars	For the Year Ended	
	31 <sup>st</sup> March, 2023	31 <sup>st</sup> March, 2022
<b>Cost of Raw Materials Consumed</b>		
Iron & Steel, etc.	17,955.42	2,774.31
Bought Out Components & Spares	5,010.05	1,069.42
<b>Total</b>	<b>22,965.47</b>	<b>3,843.73</b>

**23. Changes in Inventories of Finished Goods, Work-In-Progress**

(Rs in Lakhs)

Particulars	For the Year Ended	
	31 <sup>st</sup> March, 2023	31 <sup>st</sup> March, 2022
<b>Inventories at the end of the year</b>		
Work-In-Progress	8,019.15	3,854.66
Scrap	11.64	25.45
<b>Total</b>	<b>8,030.79</b>	<b>3,880.11</b>
<b>Inventories at the beginning of the year</b>		
Work-In-Progress	3,854.66	1,128.63
Scrap	25.45	3.21
<b>Total</b>	<b>3,880.11</b>	<b>1,131.84</b>
<b>Total (Increase) / Decrease in Inventories</b>	<b>(4,150.68)</b>	<b>(2,748.27)</b>

**24. Employee Benefits Expenses As Per IND AS – 19.**

(Rs in Lakhs)

Particulars	For the Year Ended	
	31 <sup>st</sup> March, 2023	31 <sup>st</sup> March, 2022
Salaries, Wages and Bonus	1,431.16	1,159.52
Contribution to Provident and Other Fund	74.96	62.87
Gratuity & Leave Encashment Expenses	90.51	74.60
Staff Welfare /Workmen Expenses	23.08	17.92
Share Based Payment to Employees (Refer Note No. 29)	186.97	-
Managerial Remuneration	99.78	66.04
<b>Total</b>	<b>1,906.46</b>	<b>1,380.95</b>

**Defined Benefit Plan**

The Company operates one Defined Benefit Plan, viz., Gratuity Benefit, for its employees. The Gratuity Plan provides for a lump sum payment to vested employees at retirement, death while in employment or on termination of employment of an amount equivalent to 15 days basic salary payable for each completed year of service as per the Payment of Gratuity Act. The Company does not have any fund for Gratuity Liability and the same is accounted for as provision.

Under the other long term employee benefit plan, the Company extends benefit of compensated absences to the employees, whereby they are eligible to carry forward their entitlement of earned leave for encashment upon retirement / separation or during tenure of service. The Plan is not funded by the Company.





## Compensated Absences

Compensated absences which are expected to occur within twelve months after the end of the period in which the employee renders the related services are recognised as undiscounted liability at the balance sheet date. Compensated absences which are not expected to occur within twelve months after the end of the period in which the employee renders the related services are recognised as an actuarially determined liability at the present value of the defined benefit obligation at the Balance Sheet Date.

## Defined Contribution Plan

Contributions to Defined Contribution Plans are recognised as expense when employees have rendered services entitling them to such benefits.

The Group provides benefits such as Provident Fund Plans to its employees which are treated as Defined Contribution Plans.

The details of Defined Benefit Obligations are as follows:

(Rs in Lakhs)

Particulars	31 <sup>st</sup> March, 2023		31 <sup>st</sup> March, 2022	
	Gratuity	Compensated Absence	Gratuity	Compensated Absence
<b>Obligation:</b>				
Balance as at beginning of the year	382.20	68.54	363.14	51.89
Current Service Cost	37.68	10.36	25.35	17.75
Interest Cost	28.28	5.07	24.69	3.53
Benefits Paid	(50.06)	(10.06)	(30.30)	(5.90)
Re-measurements	(23.29)	(19.57)	(0.68)	1.27
<b>Present value of Defined Benefit Obligation</b>	<b>374.81</b>	<b>54.34</b>	<b>382.20</b>	<b>68.54</b>
Current Portion	61.69	8.32	29.42	3.37
Non-Current Portion	313.12	46.02	352.78	65.17

(Rs in Lakhs)


Sr. No.	Particulars	Gratuity		Compensated Absence	
		31 <sup>st</sup> March, 2023	31 <sup>st</sup> March, 2022	31 <sup>st</sup> March, 2023	31 <sup>st</sup> March, 2022
1	Current Service Cost	37.68	25.35	10.36	17.75
2	Interest Cost	28.28	24.69	5.07	3.53
	<b>Total</b>	<b>65.96</b>	<b>50.04</b>	<b>15.43</b>	<b>21.28</b>

Amount recognised in Other Comprehensive Income

(Rs in Lakhs)

Particulars	For the year ended	
	31 <sup>st</sup> March, 2023	31 <sup>st</sup> March, 2022
Re-measurements	(42.86)	0.59
<b>Total</b>	<b>(42.86)</b>	<b>0.59</b>

Due to its Defined Benefit Plans, the Company is exposed to the following significant risks:



**Changes in Bond Yields** - A decrease in bond yields will increase plan liability.

**Salary Risk** - The present value of the Defined Benefit Plans Liability is calculated by reference to the future salaries of the plan participants. As such, an increase in the salary of the plan participants will increase the plan's liability.

#### Existing Assumptions

Particulars	31 <sup>st</sup> March, 2023	31 <sup>st</sup> March, 2022
Discount Rate	7.40%	6.80%
Salary Escalation Rate	8.00%	8.00%
Withdrawal Rate	1.00%	1.00%
Mortality Rate	Indian Assured Lives (2012- 14)	Indian Assured Lives (2012- 14)
Retirement Age	58 - 62 Years	62 Years

The Company regularly assesses these assumptions with the projected long-term plans and prevalent industry standards.

**The impact of sensitivity due to changes in the significant actuarial assumptions on the defined benefit obligations is given in the table below:** (Rs in Lakhs)

Particulars	Change in Assumption	31 <sup>st</sup> March, 2023		31 <sup>st</sup> March, 2022	
		Gratuity	Compensated Absence	Gratuity	Compensated Absence
Discount Rate	+1%	348.96	50.25	355.78	62.80
	-1%	404.43	59.08	412.22	74.58
Salary Growth Rate	+1%	403.97	59.00	411.58	74.44
	-1%	348.84	50.24	355.82	62.81
Withdrawal Rate	+1%	374.48	54.27	381.65	68.05
	-1%	375.16	54.40	382.77	68.64

The above sensitivity analysis is determined based on a method that extrapolates the impact on the net defined benefit obligations as a result of reasonable possible changes in the significant actuarial assumptions. Further, the above sensitivity analysis is based on a reasonably possible change in a particular under-lying actuarial assumption, while assuming all other assumptions to be constant. In practice, this is unlikely to occur and changes in some of the assumptions may be correlated.

The table below summarises the Maturity Profile and duration of the Gratuity Liability:

Particulars	(Rs in Lakhs)	
	31st March, 2023	31 <sup>st</sup> March, 2022
Within one year	61.69	29.42
More than one – upto three years	32.02	19.76
More than three – upto five years	42.29	46.88
Above five years	238.81	286.14
Weighted average duration (in years)	9.48 years	9.48 years





The table below summarises the Maturity Profile and duration of the Compensated Absence Liability:

(Rs.in Lakhs)

Particulars	31st March, 2023	31 <sup>st</sup> March, 2022
Within one year	8.32	3.37
More than one – upto three years	5.92	4.19
More than three – upto five years	5.94	9.43
Above five years	34.16	51.55
Weighted average duration (in years)	9.48 years	9.48 years

## 25. Manufacturing and Other Expenses

(Rs in Lakhs)

Particulars	For the year ended	
	31 <sup>st</sup> March, 2023	31 <sup>st</sup> March, 2022
Power Charges	100.22	61.17
Fuel & Gases Charges	94.63	22.95
Freight and Forwarding Charges (net)	343.68	91.35
Other Expenses of Production	1,510.93	454.79
Engineering and Processing Charges	2,039.11	495.23
Rent	12.03	7.34
Rates and Taxes	36.18	67.42
Insurance	12.62	9.73
<b>Repairs and Maintenance:</b>		
- Plant and Machinery	4.03	3.30
- Buildings	2.29	--
- Others	66.84	38.67
Other Selling Expenses	13.12	63.40
Commission and Brokerage	6.97	1.92
Legal & Professional Charges	444.10	463.98
Directors' Sitting Fees	3.12	3.52
Payment to Auditor (Refer details below)	3.14	2.04
Loss on Sale of Fixed Assets (net)	57.77	0.40
Net Gain / Loss on Foreign Currency Transaction	18.26	64.00
Travelling & Conveyance Expenses	169.00	107.83
Miscellaneous Expenses	376.95	102.91
<b>Total</b>	<b>5,314.99</b>	<b>2,061.95</b>

### Payments to Auditor

(Rs in Lakhs)

Particulars	For the year ended	
	31 <sup>st</sup> March, 2023	31 <sup>st</sup> March, 2022
<b>As Auditor:</b>		
Audit Fees	2.25	1.50
Tax Audit Fees	0.75	0.50
<b>In other capacity:</b>		
Certification Charges	0.14	0.04
<b>Total</b>	<b>3.14</b>	<b>2.04</b>



## 25 (i) Exceptional Items

(Rs in Lakhs)

Particulars	For the year ended	
	31 <sup>st</sup> March, 2023	31 <sup>st</sup> March, 2022
One time Settlement against Securities offer to Third Party	250.00	-
<b>Total</b>	<b>250.00</b>	<b>-</b>

Rs.250 lakhs paid to IDBI Bank Limited as One Time Settlement for release of Company's Assets which were mortgaged for loan of Erstwhile Company M/s Uttam Value Steels Limited from which M/s. Lloyds Steels Industries Limited was Demerged w.e.f.1st April 2014.

## 26. Finance Costs

(Rs in Lakhs)

Particulars	For the year ended	
	31 <sup>st</sup> March, 2023	31 <sup>st</sup> March, 2022
<b>Interest</b>		
Interest on Vehicle Loan / Others	15.39	6.12
Interest on Inter Corporate Deposits	30.29	--
Interest on Optionally Fully convertible Debentures	252.49	44.60
Interest on Right to use (Ind AS 116) (Refer Note 5)	47.87	38.05
<b>Other Borrowing Costs</b>		
Bank & Finance Processing Charges	48.12	13.13
<b>Total</b>	<b>394.16</b>	<b>101.90</b>

## 27. Depreciation and Amortization Expense


(Rs in Lakhs)

Particulars	For the year ended	
	31 <sup>st</sup> March, 2023	31 <sup>st</sup> March, 2022
Depreciation on Tangible Assets (Refer Note 4)	148.08	84.42
Depreciation on Right to Use – AS 116 (Refer Note 5)	90.18	49.30
<b>Total</b>	<b>238.26</b>	<b>133.72</b>

## 28. Earnings Per Share ('EPS')

The followings is a reconciliation of the equity shares considered for computation of basic and diluted earnings per equity share:

Particulars			2022-2023	2021-2022
Weighted average number of Equity share for basic EPS	(A)	Nos	97,68,62,765	89,86,98,382
Potential Dilution in equity shares	(B)	Nos	7,24,06,977	4,67,75,005
Weighted average number of Equity shares for diluted EPS	(A+B=C)	Nos	104,92,69,742	94,54,73,387
Face value of equity share (Fully Paid)		Re	1	1
Profit attributable to equity shareholders for				
Basic	(D)	Rs. in Lakhs	3,682.31	594.28
Diluted	(E)	Rs. In Lakhs	3,682.31	628.10
<b>Earnings per equity share</b>				
Basic	( D / A )	Rs	0.38	0.07
Diluted	( E / C )	Rs	0.36	0.06





## 29. Share Based Payments Plans (ESOP)

The Company introduced “LLOYDS STEELS INDUSTRIES LIMITED ESOP – 2021” which covers the eligible employees of the Company. The options granted under Plan shall vest based upon the performance of the Employee, subject to completion of minimum 1 (One) year from the date of Grant and as may be decided by the Committee subject to maximum period of 7 (Seven) years.

### Details of “LLOYDS STEELS INDUSTRIES LIMITED ESOP – 2021”

Date of Grant	Option granted in Shares	Weighted average fair value of options	Exercise Price in Rs.
27-Oct-2022	1,00,61,000	10.68	7.50

The fair value of the options was estimated on the date of grant using the Black Scholes Model with the following assumptions

Grant Date	Vest Date	Historical Volatility	Average life of the options (in Years)	Risk – free Interest rate	Dividend Yield
27-Oct-2022	27-Oct-2023	70.57 %	2.50 years	6.96 %	0.07%
27-Oct-2022	31-Mar-2024	81.55 %	2.93 Years	7.06 %	0.07%
27-Oct-2022	31-Mar-2025	86.62 %	3.93 Years	7.20 %	0.07%
27-Oct-2022	31-Mar-2026	81.19 %	4.93 Years	7.28 %	0.07%

The information covering stock options is as follows:

Particulars	ESOP 2021
Outstanding at the beginning of the year	-
Granted	1,00,61,000
Forfeited / Lapsed	2,09,000
Exercised	-
<b>Outstanding at the end of the year</b>	<b>98,52,000</b>
<b>Exercisable at the end of the year</b>	<b>-</b>

Since equity shares are listed hence for the purpose of calculating volatility, volatility of shares based on the expected life is considered

Total expenses arising from share-based payment transactions recognized in profit or loss as part of employee benefit expense were as follows:

(Rs. In Lakhs)

Particulars	2022 – 2023	2021 – 2022
Share Based Payment Expenses Compensation Cost	186.97	-
<b>Total employee share based payment expenses</b>	<b>186.97</b>	<b>-</b>

## 30. Segment Reporting as per IND AS – 108.

The Company has single business Segment namely Engineering Products and Services.



### 31. Related Party Disclosures

Disclosure on Related Party Transactions as required by Ind AS 24 – Related Party Disclosures is given below:

#### a. Holding Company

Holding Company	Shree Global Tradefin Limited
-----------------	-------------------------------

#### b Key Managerial Personnel:

Sr. No.	Name	Designation
1	Shri. Mukesh R. Gupta	Chairman & Whole Time Director
2	Shri. Kalpesh P Agrawal	Chief Financial Officer
3	Ms. Meenakshi Pansari	Company Secretary
4	Shri. Rajashekhar M. Alegavi	Non Executive Director
5	Shri . Ashok S. Tandon	Non Executive Director
6	Shri. Satyendra N. Singh	Independent Director
7	Smt. Bela Sunder Rajan	Independent Director
8	Shri. Ashok Kumar Sharma	Independent Director
9	Shri. Kishorkumar M. Pradhan	Independent Director
10	Shri. Lakshman Ananthsubramanian	Independent Director

#### c. Close family members of Key Managerial Personnel who are under the employment of the Company

Shri Shreekrishna Mukesh Gupta

#### d. Entities where Directors / Close Family Members of Directors have Control / Significant Influence:

1. M/s. Lloyds Metals & Energy Limited
2. M/s. Hemdil Estates Private Limited
3. M/s. Lloyds Luxuries Limited
4. M/s. Trofi Chain Factory Private Limited

#### Terms and Conditions of Transactions with Related Parties

1. The Company has been entering into transactions with Related Parties for its business purposes. Related Party Vendors are selected competitively in line with other unrelated parties having regard to strict adherence to quality, timely servicing and cost advantage. Further related party vendors provide additional advantages in terms of:

- (a) Supplying products primarily to the Company,
- (b) Advanced and innovative technology.
- (c) Customisation of products to suit the Company's specific requirements, and
- (d) Enhancement of the Company's purchase cycle and assurance of just in time supply with resultant benefits-notably on working capital.

2. The purchases from and sales to related parties are made on terms equivalent to and those applicable to all unrelated parties on arm's length transactions. Outstanding balances payable and receivable at the year-end are unsecured, interest free and will be settled in cash.





**Compensation of Key Management Personnel of the Company**

(Rs. In Lakhs)

Particulars	Year 2022 – 23	Year 2021 – 22
Short-term employee benefits	133.39	92.13
Post-employment benefits	19.75	9.72
<b>Total compensation paid to key management personnel</b>	<b>153.14</b>	<b>101.85</b>

Details of transactions with and balance outstanding of Key Managerial personnel (KMP) / Close Family Member of Key Managerial Personnel:

(Rs. In Lakhs)

Name of the related party	Nature of transaction	Year 2022 – 23		Year 2021 – 22	
		Transaction Value	Outstanding Amount	Transaction Value	Outstanding Amount
M/s. Shree Global TradeFin Limited	Dividend	239.92	-	-	-
Shri. Mukesh Gupta	Remuneration	100.00	3.30	66.81	2.51
Shri. Shree Krishna Gupta (Close Family Members of KMP)	Remuneration	183.50	13.25	181.97	0.11
Shri. Kalpesh Prakash Agrawal	Remuneration	25.86	1.15	19.47	1.18
	Expenses Reimbursement	0.89	-	-	-
Ms. Meenakshi Ankit Pansari	Remuneration	7.53	0.51	5.85	0.51
	Expenses Reimbursement	0.04	-	-	-
Shri. Rajashekhar M. Alegavi	Consultancy	16.80	1.26	14.78	1.35
	Sitting Fees	0.36	-	0.68	-
	Expenses Reimbursement	1.78	-	-	-
	Commission	-	-	7.70	-
Shri. Ashok S. Tandon	Consultancy	17.50	-	174.36	0.04
	Sitting Fees	0.28	-	0.68	-
	Expenses Reimbursement	0.43	-	-	-
Shri Satyendra N. Singh	Sitting Fees	0.60	-	0.84	-
Smt. Bela Sunder Rajan	Sitting Fees	0.40	-	0.60	-
Shri. Ashok Kumar Sharma	Sitting Fees	0.44	-	0.48	-
Shri. Kishorkumar M. Pradhan	Sitting Fees	0.44	-	0.72	-
Shri. Lakshman Ananthsubramanian	Sitting Fees	0.60	-	0.84	-
Others	Dividend	45.08	-	-	-

Dividend paid to Entities controlled / significantly influenced by Directors / Close Family Members has been shown under others, which are less than 10 % of overall dividend paid to related parties.



**Details of transactions with and balances outstanding of Entities Controlled / Significantly influenced by Directors / Close Family Members of Directors**

(Rs. In Lakhs)

Name of the related party	Nature of transaction	Year 2022 – 23		Year 2021 – 22	
		Transaction Value	Outstanding / (advances) Amount	Transaction Value	Outstanding / (Advances) Amount
M/s. Lloyds Metals & Energy Limited	Sale of Goods	24,426.15	(7,522.97)	1,956.20	(75.63)
	Other Income	-	-	40.93	-
M/s. Hemdil Estates Private Limited	Rent	12.00	0.93	7.00	-
M/s. Lloyds Luxuries Limited	Other Services Paid	0.07	-	-	-
M/s. Trofi Chain Factory P. Ltd	Other Services Paid	0.15	0.15	-	-

## 32. Financial and Capital Risk

### A. Financial Risk

The business activities of the Company expose it to a variety of financial risks, namely Market Risks (i.e. Foreign Exchange Risk, Interest Rate Risk and Price Risk), Credit Risk and Liquidity Risk. The Company's Risk Management Strategies focus on the un-predictability of these elements and seek to minimise the potential adverse effects on its financial performance.

The Financial Risk Management for the Company is driven by the Company's Senior Management and internal/ external experts subject to necessary supervision.

The Company does not undertake any speculative transactions either through derivatives or otherwise. The senior management is accountable to the Board of Directors and Audit Committee. They ensure that the Company's financial risk-taking activities are governed by appropriate financial risk governance frame work, policies and procedures. The Board of Directors periodically reviews the exposures to financial risks, and the measures taken for risk mitigation and the results thereof.

#### i) Foreign Currency Risk

Foreign Exchange Risk arises on all recognised monetary assets and liabilities and on highly probable forecasted transactions which are denominated in a currency other than the functional currency of the Company. The Company has foreign currency trade payables and advance from customers.

The Foreign Exchange Risk Management Policy of the Company requires it to manage the foreign exchange risk by transacting as far as possible in the functional currency.





The yearend foreign exposures that have not been hedged by a derivative instrument or otherwise are given below

Particulars	Foreign currency		
	USD	Euro	GBP
<b>Current Year</b>			
Trade Payables – in Foreign Currency (full figures)	(15,690.40)	(34,904.25)	-
Trade Payables – Rs in Lakhs	(12.90)	(31.28)	-
Advance to Supplier – in Foreign Currency (full figures)	21,242.00	1,659.46	628.00
Advance to Supplier – Rs in Lakhs	17.46	1.49	0.64
<b>Previous Year</b>			
Trade Payables – in Foreign Currency (full figures)	(15,690.40)	(55,651.06)	--
Trade Payables – Rs in Lakhs	(11.89)	(47.11)	--
Advance to Supplier – in Foreign Currency (full figures)	25,000.00	--	
Advance to Supplier – Rs in Lakhs	18.95	--	

No forward contracts were entered into by the Company either during the year or previous years since the Company has very minimum exposure to foreign currency risk as stated in above table.

#### Foreign Currency Sensitivity

(Rs in Lakhs)

Particulars	Change in Currency Exchange Rate	Effect on (Profit)/Loss Before Tax	Effect on Equity (OCI)
<b>For the year ended 31st March, 2023</b>			
Euro	+5%	1.56	--
	-5%	(1.56)	--
Others	+5%	0.65	--
	-5%	(0.65)	--
<b>For the year ended March 31, 2022</b>			-
Euro	+5%	2.36	--
	-5%	(2.36)	--
Others	+5%	0.59	--
	-5%	(0.59)	--

The sensitivity disclosed in the above table is mainly attributable to, in case of to foreign exchange gains / (losses) on trade payables and trade receivables. The above sensitivity analysis is based on a reasonably possible change in the under-lying foreign currency against the respective functional currency while assuming all other variables to be constant.



Based on the movements in the foreign exchange rates historically and the prevailing market conditions as at the reporting date, the Company's management has concluded that the above mentioned rates used for sensitivity are reasonable benchmarks.

ii) **Price Risk**

The Company uses surplus fund in operations and for further growth of the Company. Hence, there is no price risk associated with such activity.

iii) **Credit Risk**

Credit risk refers to the risk of default on its obligation by the counter-party, the risk of deterioration of creditworthiness of the counter-party as well as concentration risks of financial assets and thereby exposing the Company to potential financial losses. The Company is exposed to credit risk mainly with respect to trade receivables.

**Trade Receivables**

The Trade receivables of the Company are typically non-interest bearing unsecured. As there is no independent credit rating of the customers available with the Company, the management reviews the credit-worthiness of its customers based on their financial position, past experience and other factors. The credit risk related to the trade receivables is managed / mitigated by concerned team based on the Company's established policy and procedures and by setting appropriate payment terms and credit period. The credit period provided by the Company to its customers depend upon the contractual terms with the customers.

**The ageing analysis of Trade Receivables as at the reporting date is as follows:**

Particulars	(Rs in Lakhs)	
	Less than six months	More than six months
Trade Receivables as at 31 <sup>st</sup> March, 2023	2,902.48	6.97
Trade Receivables as at 31 <sup>st</sup> March, 2022	934.13	48.46

The Company performs on-going credit evaluations of its customer's financial condition and monitors the credit-worthiness of its customers to which it grants credit in its ordinary course of business. The gross carrying amount of a financial asset is written off (either partially or in full) to the extent that there is no realistic prospect of recovery. This is generally the case when the Company determines that the debtor does not have assets or sources of income that could generate sufficient cash flows to repay the amount due or there are some disputes which in the opinion of the management is not in the Company's favour. Where the financial asset has been written-off, the Company continues to engage in enforcement activity to attempt to recover the receivable due. Where recoveries are made, these are recognised in profit and loss.





#### iv) Liquidity Risk

Liquidity Risk is the risk that the Company will not be able to meet its financial obligations as they become due. Accordingly, as a prudent liquidity risk management measure, the Company closely monitors its liquidity position and deploys a robust cash management system.

Based on past performance and current expectations, the Company believes that the Cash and Cash equivalents and cash generated from operations will satisfy its working capital needs, capital expenditure, investment requirements, commitments and other liquidity requirements associated with its existing operations, through at least the next twelve months.

The table below summarises the maturity profile of the Company's financial liabilities based on contractual undiscounted payments:-

(Rs in Lakhs)

Particulars	As at 31 <sup>st</sup> March, 2023			
	Less than one year	More than one year	Total	Carrying Value
Trade Payables	2,418.33	59.85	2,478.18	2,478.18
Lease Liabilities	134.19	613.01	747.20	747.20
Other Financial Liabilities	256.34	-	256.34	256.34
<b>Total Financial liabilities</b>	<b>2,808.86</b>	<b>672.86</b>	<b>3,481.72</b>	<b>3,481.72</b>

Particulars	As at 31 <sup>st</sup> March, 2022			
	Less than one year	More than one year	Total	Carrying Value
Trade Payables	716.00	62.96	778.96	778.96
Lease Liabilities	73.51	503.16	576.67	576.67
Other Financial Liabilities	445.10	-	445.10	445.10
<b>Total Financial Liabilities</b>	<b>1,234.61</b>	<b>566.12</b>	<b>1,800.73</b>	<b>1,880.73</b>

#### v) Capital Risk

The Company's objective while managing capital is to safeguard its ability to continue as a going concern (so that it is enabled to provide returns and create value for its Shareholders, and benefits for other Stakeholders), support business stability and growth, ensure adherence to the covenants and restrictions imposed by lenders and/or relevant laws and regulations, and maintain an optimal and efficient capital structure so as to reduce the cost of capital. However, the key objective of the Company's capital management is to, ensure that it maintains a stable capital structure with the focus on total equity, uphold investor; creditor and customer confidence and ensure future development of its business activities. In order to maintain or adjust the capital structure, the Company may issue new shares, declare dividends, return capital to shareholders, etc. The Company manages its capital structure and makes adjustments to it, in light of changes in economic conditions or its business requirements.



### Fair Value of Financial Assets and Liabilities

The carrying value and fair value of the Company's financial instruments are as follows:

Particulars	Carrying Value as of		Fair Value as of	
	31st March, 2023	31st March, 2022	31st March, 2023	31st March, 2022
<b>Financial Assets</b>				
<b>FVTPL</b>				
<b>Amortised cost</b>				
Trade Receivables	2,909.45	982.59	2,909.45	982.59
Cash and Cash Equivalents	798.66	2,459.40	798.66	2,459.40
Other Balance with Banks	8.76	-	8.76	-
Loans	5,215.00	2,875.00	5,215.00	2,875.00
Other Financial Assets	769.29	403.95	769.29	403.95
<b>Total</b>	<b>9,701.16</b>	<b>6,720.94</b>	<b>9,701.16</b>	<b>6,720.94</b>
<b>Financial Liabilities</b>				
<b>FVTPL</b>				
<b>Amortised Cost</b>				
Trade Payables	2,478.18	778.96	2,478.18	778.96
Other Financial Liabilities	256.34	445.10	256.34	445.10
<b>Total</b>	<b>2,734.52</b>	<b>1,224.06</b>	<b>2,734.52</b>	<b>1,224.06</b>

### 33. Dividend

(Rs. In lakhs)

Particulars	Financial Year 2022 - 23	Financial Year 2021 - 22
<b>Dividend on equity shares paid during the year</b>		
Final Dividend for the FY 2021 - 22 (Re. 0.05 (previous year - Nil) per equity share of Re 1/- each	494.35	-
<b>Total</b>	<b>494.35</b>	<b>-</b>

### Proposed Dividend

The Board of Directors of the Company at its meeting held on 27<sup>th</sup> April, 2023 have recommended payment of final dividend of ten paise per equity share of face value of Re 1/- each for the financial year ended 31<sup>st</sup> March, 2023. The same amounts to Rs. 988.70 lakhs

The above is subject to approval at the ensuing Annual General Meeting of the Company and hence is not recognised as a liability.





#### 34. Convertible Warrants Issue and Utilisation Statement

During the year under review, the Company raised the funds through -

The Board of Directors of the Company at its meeting held on 22nd November 2021 has made an allotment of 16,50,00,000 Convertible Warrants of Face Value of Re 1/- each at a premium of Rs. 2.86 to Promoter/ Promoter Group, on preferential allotment basis. Further the Board of Directors of the Company at its meeting held on 19<sup>th</sup> May, 2023 converted 9,00,00,000 Convertible Warrants of Face Value of Re 1/- each at a premium of Rs. 2.86 to Promoter/ Promoter Group, on preferential allotment basis. Company has received 75% of Rs. 2,605.50 lakhs the Issue price (25% amounting to Rs. 1,592.25 lakhs was received in previous year).

The funds raised through the respective issues were utilized for the purpose for which it was raised and in accordance with the objectives of the said preferential issue stated in the explanatory statement to the notice of general meeting.

#### 35. Additional Regulatory Information

##### Ratios

Ratio	Numerator	Denominator	Current Year	Previous Year	Reason for 25% Variation
Current Ratio (times)	Total Current Assets	Total Current Liabilities	1.85	5.13	Due to increase in the short term debts
Debt – Equity Ratio (times)	Debt consists of borrowing and lease liabilities	Shareholder's Fund	0.27	0.19	Due to issue of Inter Corporate Deposits, Cash Credit.
Debt Service Coverage Ratio (times)	Earning for Debt service	Debt service cost	0.85	2.19	Due to Borrowings in form of ICD etc.
Return on Equity Ratio ( % )	Profit for the year (PAT)	Shareholder's Fund	18.85 %	4.40 %	Due to better profit margin
Inventory turnover Ratio (times)	Revenue from Operations	Average Inventory	3.83	1.48	Due to decrease in turnover and increase in Inventory
Trade Receivables turnover ratio (times)	Revenue from Operations	Average trade receivables	16.06	5.37	Due to increase in average collection period
Trade Payables turnover ratio (times)	Total Cost	Average trade payables	16.78	7.37	Due to increase in turnover.
Net capital turnover ratio (times)	Revenue from Operations	Capital Employed	1.46	0.31	Due to decrease in turnover and increase in working capital

Net Profit ratio (%)	Profit for the year	Revenue from Operations	11.78%	11.87 %	
Return on Capital employed (%)	Profit before tax and finance cost	Capital employed	21.12 %	6.84 %	Due to increase in profit margin
Return on Investments	Earning from Investment	Total Investment	-	-	

**36. Title deeds of Immovable Properties not held in name of the Company**

Relevant line item in the Balance sheet	Description of item of property	Gross carrying value (Rs. In Lakhs)	Title deeds held in the name of	Whether title deed holder is a promoter, director or relative of promoter, director or employee of promoter/director	Property held since which date	Reason for not being held in the name of the company
Property, Plant & Equipment	Building-Flat at Rooprekha Co-op. Housing Society Limited	5.15	Lloyds Steel Industries Limited	NO	1 <sup>st</sup> April, 2014	The Company has received the property due to demerger order passed by Bombay High Court

**37. Corporate Social Responsibility (CSR) Expenditure:**

(Rs. In Lakhs)

Particulars	As at 31 <sup>st</sup> March, 2023	As at 31 <sup>st</sup> March, 2022
Amount required to be spent by the company during the year	10.72	
- Amount of the expenditure incurred	19.04	-
- Reason for shortfall	Not Applicable	Not Applicable
- Nature of CSR Activities	The Company's CSR Programme is focused on improving the quality of life of the communities by providing them good nutritious diet. We are proud that our Organization with the help of Akshaya Chaitanya an NGO in Mumbai with an attempt to make food accessible to the needy across Mumbai by serving them hot, nutritious, locally palatable meals prepared at their very own state-of-the-art FSSAI Compliant Kitchen. We were able to contribute with the NGO to scale up the operations and to feed about 14,000 plus people every day with hot and nutritious meals.	

**38. Previous year's figures are regrouped and rearranged wherever necessary.**






**39. Approval of Financial Statements.**

The Financial Statements were approved by the Board of Directors on April, 27, 2023

As per our report of even date  
For S Y Lodha & Associates  
Chartered Accountants  
ICAI Firm Reg. No. W136002W


  
Suraj Shivshankar Agarwal  
Partner  
Membership No. 143251  
UDIN: 23143251BGTWOK9215


Place : Mumbai  
Date : April 27, 2023



For and on behalf of the Board of Directors

  
Mukesh R. Gupta  
Chairman  
DIN: 00028347

  
Kalpesh P. Agrawal  
Chief Financial Officer

  
Kishore M. Pradhan  
Independent Director  
DIN: 02749508

  
Meenakshi A. Pansari  
Company Secretary  
ACS - 53927

