

o/c

# TECHNO INDUSTRIES PRIVATE LIMITED

CIN: U32109GJ2000PTC037915

## STATUTORY AUDIT REPORT 2024-25

### REGISTERED OFFICE

5002, PHASE IV, GIDC VATVA,  
AHMEDABAD -382445.




### AUDITORS

#### **DIPAL R. SHAH & CO. CHARTERED ACCOUNTANTS**

507, MAURYANSH ELANZA,  
NEAR PAREKHS HOSPITAL,  
SATELLITE, AHMEDABAD – 15,

PAN: AARFD7929C

Ph : 079-40053654

M [info@drscindia.com](mailto:info@drscindia.com)  [www.drscindia.com](http://www.drscindia.com)

## INDEPENDENT AUDITORS' REPORT

TO THE MEMBERS OF  
TECHNO INDUSTRIES PRIVATE LIMITED

REPORT ON THE AUDIT OF FINANCIAL STATEMENTS


### OPINION

We have audited the accompanying financial statements of TECHNO INDUSTRIES PRIVATE LIMITED ("the company"), which comprise the Balance Sheet as at 31<sup>st</sup> March, 2025, the Statement of Profit and Loss (including Other Comprehensive Income) for the year ended on 31<sup>st</sup> March, 2025, the Statement of Cash Flows for the year ended on 31<sup>st</sup> March, 2025 and the Statement of Changes in Equity for the year ended on 31<sup>st</sup> March, 2025 and a summary of significant accounting policies and other explanatory information.

In our opinion and to the best of our information and according to the explanations given to us, the aforesaid financial statements give the information required by the Companies Act, 2013 (the "Act") in the manner so required and give a true and fair view in conformity with the Indian Accounting Standards prescribed under section 133 of the Act read with the Companies (Indian Accounting Standards) Rules, 2015, as amended, ("Ind AS") and other accounting principles generally accepted in India, of the state of affairs of the Company as at 31<sup>st</sup> March 2025, the profit and total comprehensive income, changes in equity and its cashflows for the year ended on that date.

### BASIS FOR OPINION

We conducted our audit of the financial statements in accordance with the Standards on Auditing (SAs) specified under section 143(10) of the Companies Act, 2013. Our responsibilities under those Standards are further described in the *Auditor's Responsibilities for the Audit of the Financial Statements* section of our report. We are independent of the Company in accordance with the *Code of Ethics* issued by the Institute of Chartered Accountants of India together with the ethical requirements that are relevant to our audit of the financial statements under the provisions of the Companies Act, 2013 and the Rules thereunder, and we have fulfilled our other ethical responsibilities in accordance with these requirements and the Code of Ethics. We believe that the audit evidence we have obtained is sufficient and appropriate to provide a basis for our opinion on the financial statements.



## RESPONSIBILITY OF MANAGEMENT FOR THE FINANCIAL STATEMENTS

The Company's Board of Directors is responsible for the matters stated in section 134(5) of the Companies Act, 2013 ("the Act") with respect to the preparation of these financial statements that give a true and fair view of the financial position, financial performance, changes in equity and cashflows of the Company in accordance with the accounting principles generally accepted in India, including the Indian Accounting Standards specified under section 133 of the Act. This responsibility also includes maintenance of adequate accounting records in accordance with the provisions of the Act for safeguarding of the assets of the Company and for preventing and detecting frauds and other irregularities; selection and application of appropriate accounting policies; making judgments and estimates that are reasonable and prudent; and design, implementation and maintenance of adequate internal financial controls, that were operating effectively for ensuring the accuracy and completeness of the accounting records, relevant to the preparation and presentation of the financial statement that give a true and fair view and are free from material misstatement, whether due to fraud or error.

In preparing the financial statements, management is responsible for assessing the Company's ability to continue as a going concern, disclosing, as applicable, matters related to going concern and using the going concern basis of accounting unless management either intends to liquidate the Company or to cease operations, or has no realistic alternative but to do so.

Those Board of Directors are also responsible for overseeing the company's financial reporting process.

## AUDITORS' RESPONSIBILITY FOR AUDIT OF FINANCIAL STATEMENTS

Our objectives are to obtain reasonable assurance about whether the financial statements as a whole are free from material misstatement, whether due to fraud or error, and to issue an auditor's report that includes our opinion. Reasonable assurance is a high level of assurance, but is not a guarantee that an audit conducted in accordance with Standard of Auditings will always detect a material misstatement when it exists. Misstatements can arise from fraud or error and are considered material if, individually or in the aggregate, they could reasonably be expected to influence the economic decisions of users taken on the basis of these financial statements.

As part of an audit in accordance with Standards on Auditing, we exercise professional judgment and maintain professional skepticism throughout the audit. We also:



- Identify and assess the risks of material misstatement of the Financial Statements, whether due to fraud or error, design and perform audit procedures responsive to those risks, and obtain audit evidence that is sufficient and appropriate to provide a basis for our opinion. The risk of not detecting a material misstatement resulting from fraud is higher than for one resulting from error, as fraud may involve collusion, forgery, intentional omissions, misrepresentations, or the override of Internal control.
- Obtain an understanding of internal control relevant to the audit in order to design audit procedures that are appropriate in the circumstances. Under Section 143(3) (i) of the Act, we are also responsible for expressing our opinion on whether the Company has adequate internal financial controls with reference to financial statements in place and the operating effectiveness of such controls.
- Evaluate the appropriateness of accounting policies used and the reasonableness of accounting estimates and related disclosures made by management.
- Conclude on the appropriateness of management's use of the going concern basis of accounting and, based on the audit evidence obtained, whether a material uncertainty exists related to events or conditions that may cast significant doubt on the Company's ability to continue as a going concern. If we conclude that a material uncertainty exists, we are required to draw attention in our auditors' report to the related disclosures in the financial statements or, if such disclosures are inadequate, to modify our opinion. Our conclusions are based on the audit evidence obtained up to the date of our auditors' report. However, future events or conditions may cause the Company to cease to continue as a going concern.
- Evaluate the overall presentation, structure and content of the Financial Statements, including the disclosures, and whether the Financial Statements represent the underlying transactions and events in a manner that achieves fair presentation.

Materiality is the magnitude of misstatements in the financial statements that, individually or in aggregate, makes it probable that the economic decisions of a reasonably knowledgeable user of the financial statements may be influenced. We consider quantitative materiality and qualitative factors in (i) planning the scope of our audit work and in evaluating the results of our work; and (ii) to evaluate the effect of any identified misstatements in the financial statements.

We communicate with those charged with governance regarding, among other matters, the planned scope and timing of the audit and significant audit findings, including any significant deficiencies in internal control that we identify during our audit.

We also provide those charged with governance with a statement that we have complied with relevant ethical requirements regarding independence, and to communicate with them all relationships and other matters that may reasonably be thought to bear on our independence, and where applicable, related safeguards.




## OTHER MATTER

During the year under audit, we have not come across any matter which we think are relevant for end users in understanding of audit, the auditor's responsibilities or the auditor's report.

## REPORT ON OTHER LEGAL AND REGULATORY REQUIREMENTS

1. As required by Companies (Auditor's Report) order, 2020, issued by a Central Government of India in terms of Sub-section (11) of section 143 of the Companies Act, 2013, we give in the "Annexure 1" a statement of matters specified in Paragraph 3 and 4 of the order, to the extent applicable.
2. As required by Section 143(3) of the Act, we report that:
  - a) We have sought and obtained all the information and explanations which to the best of our knowledge and belief were necessary for the purpose of our audit.
  - b) In our opinion, proper books of account as required by law have been kept by the Company so far as it appears from our examination of those books.
  - c) The audit of the branch offices of the company has been conducted by us.
  - d) The Balance Sheet, the Statement of Profit and Loss, the Cash flow statement dealt with by this report are in agreement with the books of account.
  - e) In our opinion, the aforesaid Ind AS financial statements comply with the Indian Accounting Standards (Ind AS) prescribed under section 133 of the Act read with Rule 7 of the Companies (Accounts) Rules, 2014 (As Amended).
  - f) In our opinion, no financial transactions or matters have any adverse effect on the functioning of the company.
  - g) On the basis of the written representations received from the directors as on 31<sup>st</sup> March, 2025 taken on record by the Board of Directors, none of the directors is disqualified as on 31<sup>st</sup> March, 2025 from being appointed as a director in terms of Section 164 (2) of the Act.
  - h) We do not have any qualification, reservation or adverse remark relating to the maintenance of accounts and other matters connected therewith.
  - i) With respect to adequacy of Internal Financial Controls over financial reporting of the company and the operating effectiveness of such controls, report to our separate Report in "Annexure 2".
  - j) With respect to other matters to be included in Auditor's Report in accordance with Rule 11 of Companies (Audit & Auditors) Rules, 2014, as amended, in our



opinion and to the best of our information and according to explanations given to us:

- i. The Company has disclosed the impact of pending litigations on its financial position in its financial statements – refer note - 46 to the financial statements.
- ii. The company did not have any long-term contract including derivative contracts for which there were any material foreseeable losses; and
- iii. During the year, no amounts were required to be transferred to Investor Education & Protection Fund by the company. So, the question of delay in transferring such sums does not arise
- iv. a) The management has represented that, to the best of its knowledge and belief, no funds have been advanced or loaned or invested (either from borrowed funds or any other sources or kind of funds) by the Company to or in any other person or entity, including foreign entities (“Intermediaries”), with the understanding, whether recorded in writing or otherwise, that the Intermediary shall, whether, directly or indirectly lend or invest in other persons or entities identified in any manner whatsoever by or on behalf of the Company (“Ultimate Beneficiaries”) or provide any guarantee, security or the like on behalf of the Ultimate Beneficiaries;  
  
b) The management has represented that, to the best of its knowledge and belief, no funds have been received by the Company from any person or entity, including foreign entities (“Funding Parties”), with the understanding, whether recorded in writing or otherwise, that the Company shall, whether, directly or indirectly, lend or invest in other persons or entities identified in any manner whatsoever by or on behalf of the Funding Party (“Ultimate Beneficiaries”) or provide any guarantee, security or the like on behalf of the Ultimate Beneficiaries; and  
  
c) Based on such audit procedures that were considered reasonable and appropriate in the circumstances, nothing has come to our notice that has caused us to believe that the representations under sub-clause (a) and (b) contain any material misstatement.
- v. The Company has not declared or paid any dividend during the year under review.
- vi. Based on our examination which included test checks, the company has used an accounting software (Financial Module) for maintaining its books of account which has a feature of recording audit trail (edit log) facility except that the audit trail feature of Prizm software (Inventory Module) used by the



company to maintain stock records did not have the audit trail feature enabled throughout the year. Further, the audit trail facility has been operated throughout the year for all relevant transactions recorded in the software (Financial Module). Further, during the course of our audit we did not come across any instance of audit trail feature being tampered with.

For, DIPAL R. SHAH & CO.  
Chartered Accountants  
FRN: 126576W



*D. N. Sheth*  
Dhruv N. Sheth  
Partner


Date: 26/04/2025  
Place: Ahmedabad

Membership No.: 173704  
UDIN: 25173704BMIDDP6537

## ANNEXURE - 1 TO THE AUDITOR'S REPORT

The Annexure referred to in our Independent Auditors' Report to the members of the company on the financial statements for the year ended 31 March 2025, we report that:

- (i) (a) (A) As informed to us and based on the inquiries, records and registers of Property, Plant and Equipment are under compilation.
- (B) As informed to us and based on the inquiries, records and registers of Intangible Assets are under compilation.
- (b) As informed to us by management in the absence of the Property, Plant and Equipment register, the management has conducted physical verification based on book records at reasonable intervals, in our opinion the same is reasonable having regard to the size of the company and the nature of its property, plant and equipment.
- (c) According to the information and explanations given to us and the records examined by us, we report that, the title deeds of all the immovable properties of land and buildings which are included under the head 'Property, plant and equipment' are held in the name of the company.
- (d) The company has not revalued its Property, Plant and Equipment (Including Right-of-use assets) or intangible assets.
- (e) According to the information and explanations given to us and on the basis of our examination of the records of the Company there are no proceedings initiated or are pending against the company for holding any Benami property under the Benami Transactions (Prohibition) Act, 1988 and rules made thereunder.
- (ii) (a) The stock of Elevator division namely Finished Goods, Semi Finished Goods, Stores and Spares, Raw materials and Consumables excluding stocks with third parties and stocks with branches have been physically verified at the year-end by the management third parties and branch heads have certified the company's stock held by them as at the year end. As represented by the management, the physical verification of inventory pertaining to the Submersible Division has not been conducted as of the reporting date due to the extensive volume and diversity of items involved. The management has indicated that a comprehensive physical verification of this inventory is planned to be undertaken in a phased manner over the course of the forthcoming financial year, in accordance with an internal schedule formulated for this purpose. According to the workings provided to us for stock verification conducted by management for elevator division, the coverage and procedures used by the management is appropriate.




The discrepancies noticed on physical verification of inventory as compared to book records were not 10% or more in aggregate for each class of inventory.

- (b) During the year the company has been sanctioned working capital limits in excess of ₹ five crore in aggregate, from banks on the basis of securities of current assets; the quarterly returns/statements filed by the company with such banks are in agreement with the books of accounts of the company other than those as set out below:

Name of the Bank	Aggregate working capital limits sanctioned (₹ in Lakhs)	Nature of Current Asset offered as Security	Quarter Ended	Amount disclosed as per quarterly return/statement (₹ in Lakhs)	Amount as per books of account (₹ in Lakhs)	Difference (₹ in Lakhs)
HDFC Bank	5,900	Refer Note Below	June 30, 2024	8,074.19	7,693.69	380.50
HDFC Bank	5,900	Refer Note Below	September 30, 2024	7,873.16	7,310.15	562.41
HDFC Bank	5,900	Refer Note Below	December 31, 2024	8,029.17	7,494.40	534.27
HDFC Bank	5,900	Refer Note Below	March 31, 2025	8,467.70	8,290.35	177.35

Note: The working capital loan is secured by creating charge on Stock, Debtors & FD of the company and personal guarantee of directors of the company Mr. Bharat J. Patil.




Name of the Bank	Aggregate working capital limits sanctioned (₹ in Lakhs)	Nature of Current Asset offered as Security	Quarter Ended	Amount disclosed as per quarterly return/ statement (₹ in Lakhs)	Amount as per books of account (₹ in Lakhs)	Difference (₹ in Lakhs)
ICICI Bank	1,100	Refer Note Below	June 30, 2024	8,033.98	7,693.69	340.29
ICICI Bank	1,100	Refer Note Below	September 30, 2024	8,014.95	7,310.15	704.20
ICICI Bank	1,100	Refer Note Below	December 31, 2024	7,725.40	7,494.40	230.50

Note: The working capital loan is secured by creating charge on Stock, Debtors & FD of the company and personal guarantee of directors of the company Mr. Bharat J. Patel and relative Mr. Archan B. Patel.

**We would like to draw attention to Note No. 50(vii) of notes to accounts which states the reasons for above discrepancies.**

- (iii) According to the information and explanations given to us and on the basis of our examination of the records of the Company, the Company has not provided guarantee or security or investment to companies, firms, limited liability partnerships or any other parties during the year. Although, the Company has granted loans to parties during the year.
- (a) The Company does not have any subsidiaries, joint ventures or associates as on the reporting date. Hence reporting under this clause is not applicable.
- (b) Based on audit procedures carried on by us and as per the information and explanations given to us, the company has granted/provided unsecured loans to parties other than subsidiaries, joint venture and associates as below:



Particulars	Loans (₹ in Lakhs)
<b>Aggregate amount granted/ provided during the year to :</b>	
Related parties	198.41
Others	58.67
<b>Balance outstanding (gross) as at balance sheet date in respect of the above cases</b>	
Related parties	0.00
Others	40.97

(b) According to the information and explanations given to us and based on the audit procedures conducted by us, we are of the opinion that the terms and conditions of the loans given are, prima facie, not prejudicial to the interest of the Company.

(c) As per the information provided to us and based on the verification of records, we report that in respect of the loans outstanding to related party company no separate agreement has been made and the loan is repayable on demand and such loan has been squared off during the year. For, loans provided to others stipulated repayment schedule is in place.

(d) As informed to us by the management, in case of loans granted to related party company there is no instance of loan being overdue for more than 90 days from the date of demand. For, loans granted to others no Amount of loan is overdue for more than 90 days.


(e) According to the information and explanations given to us and on the basis of our examination of the records of the Company, there is no loan given falling due during the year, which has been renewed or extended or fresh loans given to settle the over dues of existing loans given to the same party.

(f) The loans granted to the employees had stipulated schedule repayment of principal and payment of interest and same were not repayable on demand.

The loans granted to related party company was payable on demand and the same has been squared off during the year.

(iv) According to the information and explanations given to us and based on the review of financial statements, the company has granted unsecured loans and guarantees for which section 185 or section 186 has been complied with.

(v) The company has neither accepted any deposits from the public nor accepted any amounts which are deemed to be deposits within the meaning of section 73 to 76 of the Act and the Companies (Acceptance of Deposits) Rules, 2014 (as amended). Accordingly, the requirement to report on clause 3(v) of the Order is not applicable to the company.



(vi) The central Government has prescribed cost records under Section 148(1) of the Companies Act, 2013 in respect of the company's products. Based on our inquiries with the management, the cost records are under compilation.

(vii) (a) According to the information and explanations given to us and on the basis of our examination of the records of the Company, amounts deducted/ accrued in the books of account in respect of undisputed statutory dues including Goods and Services Tax, Provident Fund, Employees' state insurance, income-tax, duty of customs, cess and any other material Statutory dues have generally been regularly deposited with the appropriate authorities and were not in arrears as at 31st March, 2025 for a period of more than six months from the date they became payable except the following:

Sr No.	Name of Statute	Nature of Dues	Financial Year to which it relates	Amount in ₹ Lakhs
1	Income Tax Act, 1961	TDS	2008-09 to 2023-24	2.22

(b) According to the information and explanations given to us and based on the records of the company, the dues outstanding of VAT, CST and Income Tax at the year - end on account of dispute is as under:

Sr. No.	Name of Statute	Nature of Dues	Financial Year to which it relates	Amount Of Dispute Amount in ₹ Lakhs	Amount Deposited	Forum where dispute is pending
1.	Central Sales Tax Act and Vat Act Gujarat	Sales Tax/Vat	2013-14	37.78	7.51	DCCT-Gujarat
2.	Income Tax Act, 1961	Income Tax and Interest	2013-14	271.09	Nil	CIT Appeals
3.	Income Tax Act, 1961	Income Tax and Interest	2015-16	155.82	Nil	CIT Appeals

(viii) According to the information and explanations given to us and on the basis of our examination of the records of the Company, the Company has not surrendered or disclosed any transactions, previously unrecorded as income in the books of account, in the tax assessments under the Income tax Act, 1961 as income during the year.




- (ix) (a) According to the information and explanation given to us and based on the records produced before us, the company has not defaulted in repayments of dues to financial institutions and banks.

The company has taken a loan from director Mr. Bharat Patel which is repayable on demand. Interest on loan is payable @ 12 % p.a. which is recorded in books of accounts. Such loan and interest thereon have been squared off during the relevant financial year. The company has taken loan from ABD Diamonds Private Limited which is repayable on demand. Interest on loan is payable @ 8.00% p.a. As informed to us by management such loan has not been demanded for repayment during the year. The Company has taken unsecured intercorporate loan from Pragya Realty Developers Private Limited at a interest rate of 8.00% p.a. and the same is repayable on or before three years from the date of receipt of loan.

- (b) The company has not been declared as a wilful defaulter by any bank or financial institution or government or any government authority during the year.
- (c) The company has not been sanctioned new term loans during the year under review. Accordingly, the requirement to report on clause 3(ix)(c) of the order is not applicable to the company.
- (d) According to the information and explanations given to us and on an overall examination of the balance sheet of the company, we report that no funds raised on short term basis have been used for long term investment by the company.
- (e) The company does not have any subsidiaries, associates or joint ventures. Accordingly, the requirement to report on clause 3(ix)(e) and (f) of the order is not applicable to the company.
- (x) (a) The company has not raised any money during the year by way of initial public offer or further public offer (including debt instruments) hence, the requirement to report on clause 3(x)(a) of the Order is not applicable to the company.
- (b) The company has not made any preferential allotment or private placement of shares or convertible debentures (fully, partially or optionally convertible) during the year under audit) hence, the requirement to report on clause 3(x)(b) of the Order is not applicable to the company.

- (xi) (a) During the course of our examination of the books of account carried in accordance with the generally accepted auditing standards in India, we have neither come across any instance of fraud on or by the Company, either noticed or reported during the year, nor have we been informed of such case by the Management.



- (b) During the year no report under sub-section (12) of section 143 of the Companies Act has been filed in Form ADT-4 as prescribed under rule 13 of Companies (Audit and Auditors) Rules, 2014 with the Central Government;
- (c) The company is not a class of company to which section 177(9) of The Companies Act, 2013 read with Rule 7 of the Companies (Meetings of Board and its powers) Rules, 2014 applies. However, based on the representation of the management, we report that management has not received any whistle blower complaints during the year.
- (xii) In our opinion and according to the information and explanations given to us, the Company is not a nidhi company. Accordingly, paragraph 3(xii) (a),(b) and (c) of the Order is not applicable to the company.
- (xiii) Section 177 is not applicable to the company hence the same is not commented upon. Transactions with the related parties are in compliance with section 188 of Companies Act where applicable and the details have been disclosed in the financial statements, etc. as required by the applicable Indian Accounting Standard.
- (xiv) (a) Based on information and explanations provided to us and our audit procedures, in our opinion, the Company has an internal audit system commensurate with the size and nature of its business.
- (b) We have considered the internal audit reports of the Company issued till date for the period under audit.
- (xv) According to the information and explanation given to us, the company has not entered into any non-cash transactions with directors or persons connected to its directors.
- (xvi) (a) The Company is not required to be registered under Section 45-IA of the Reserve Bank of India Act, 1934. Accordingly, reporting under clauses (xvi) (a), (b) and (c) of the Order is not applicable.
- (b) There is no Core Investment Company as a part of the Group Accordingly, the requirement to report on clause (xvi)(d) of the order is not applicable to the company.
- (xvii) The company has not incurred cash loss during the financial year under audit. Company has not incurred any cash loss during the immediately preceding financial year.




- (xviii) There has been no resignation of the statutory auditors during the year accordingly the requirement to report on clause (xviii) of the order is not applicable to the company
- (xix) According to the information and explanations given to us and on the basis of the financial ratios, ageing and expected dates of realisation of financial assets and payment of financial liabilities, other information accompanying the financial statements, our knowledge of the Board of Directors and management plans and based on our examination of the evidence supporting the assumptions, nothing has come to our attention which causes us to believe that any material uncertainty exists on the date of the audit report that company is not capable of meeting its liabilities existing at the date of balance sheet as and when they fall due within a period of one year from the balance sheet date. We however state that this is not an assurance as to the future viability of the company. We further state that our reporting is based on the facts up to the date of the audit report and we neither give any guarantee nor any assurance that all the liabilities falling due within a period of one year from the balance sheet date, will get discharged by the Company as and when they fall due.
- (xx) (a) In our opinion and according to the information and explanation given to us, there are no unspent amounts towards Corporate Social Responsibility (CSR) requiring the transfer to a fund specified in schedule VII to the companies act in compliance with the second proviso to sub section (5) of section 135 of the said Act. Accordingly reporting under clause 3(xx) (a) & (b) of the order is not applicable.

For, DIPAL R. SHAH & CO.

Chartered Accountants

FRN: 126576W



*D. N. Sheth*  
Dhruv N. Sheth  
Partner

Membership No. : 173704

UDIN: 25173704BMIDDP6537

Date: 26/04/2025  
Place: Ahmedabad

## ANNEXURE 2:

### ANNEXURE TO THE INDEPENDENT AUDITOR'S REPORT OF EVEN DATE ON THE FINANCIAL STATEMENTS OF TECHNO INDUSTRIES PRIVATE LIMITED

#### Report on the Internal Financial Controls under clause (1) of Sub Section 3 of Section 143 of the Companies Act, 2013 "the Act")


We have audited the Internal Financial controls over financial reporting of **Techno Industries Private Limited ('the company')** as of 31<sup>st</sup> March, 2025 in conjunction with our audit of the financial statements of the company for the year ended on that date.

#### Management's Responsibility for Internal Financial Controls

The Company's Management is responsible for establishing and maintaining internal financial controls based on the internal control over financial reporting criteria established by the Company considering the essential components of internal control stated in the Guidance Note on Audit of Internal Financial Controls Over Financial Reporting (the "Guidance Note") issued by the Institute of Chartered Accountants of India. These responsibilities include the design, implementation and maintenance of adequate internal financial controls that were operating effectively for ensuring the orderly and efficient conduct of its business, including adherence to the Company's policies, the safeguarding of its assets, the prevention and detection of frauds and errors, the accuracy and completeness of the accounting records, and the timely preparation of reliable financial information, as required under the Act.

#### Auditor's responsibility

Our responsibility is to express an opinion on the Company's internal financial controls over financial reporting with reference to these Financial Statements based on our audit. We conducted our audit in accordance with the Guidance Note and the Standards on Auditing as specified under Section 143(10) of the Act, to the extent applicable to an audit of internal financial controls and, both issued by the Institute of Chartered Accountants of India. Those Standards and the Guidance Note require that we comply with ethical requirements and plan and perform the audit to obtain reasonable assurance about whether adequate internal financial controls over financial reporting




with reference to these Financial Statements was established and maintained and if such controls operated effectively in all material respects. Our audit involves performing procedures to obtain audit evidence about the adequacy of the internal financial controls over financial reporting with reference to these Financial Statements and their operating effectiveness. Our audit of internal financial controls over financial reporting included obtaining an understanding of internal financial controls over financial reporting with reference to these Financial Statements, assessing the risk that a material weakness exists, and testing and evaluating the design and operating effectiveness of internal control based on the assessed risk. The procedures selected depend on the auditors' judgement, including the assessment of the risks of material misstatement of the financial statements, whether due to fraud or error. We believe that the audit evidence we have obtained is sufficient and appropriate to provide a basis for our audit opinion on the internal financial controls over financial reporting with reference to these Financial Statements.

### **Meaning of Internal Financial Controls over Financial Reporting**

A company's internal financial control over financial reporting with reference to these Financial Statements is a process designed to provide reasonable assurance regarding the reliability of financial reporting and the preparation of financial statements for external purposes in accordance with generally accepted accounting principles. A company's internal financial control over financial reporting with reference to these Financial Statements includes those policies and procedures that

- (1) Pertain to the maintenance of records that, in reasonable detail, accurately and fairly reflect the transactions and dispositions of the assets of the Company;
- (2) Provide reasonable assurance that transactions are recorded as necessary to permit preparation of financial statements in accordance with generally accepted accounting principles, and that receipts and expenditures of the Company are being made only in accordance with authorisations of management and directors of the Company; and
- (3) Provide reasonable assurance regarding prevention or timely detection of unauthorised acquisition, use, or disposition of the Company's assets that could have a material effect on the financial statements.



## Inherent Limitations of Internal Financial Control over Financial Reporting

Because of the inherent limitations of internal financial controls over financial reporting with reference to these Financial Statements, including the possibility of collusion or improper management override of controls, material misstatements due to error or fraud may occur and not be detected. Also, projections of any evaluation of the internal financial controls over financial reporting with reference to these Financial Statements to future periods are subject to the risk that the internal financial control over financial reporting with reference to these Financial Statements may become inadequate because of changes in conditions, or that the degree of compliance with the policies or procedures may deteriorate.

## Opinion

In our opinion, and to the best of our information and according to the explanations given to us, the Company has, in all material respects, adequate internal financial controls over financial reporting with reference to these Financial Statements and such internal financial controls over financial reporting with reference to these Financial Statements were operating effectively as at March 31, 2025 based on the internal control over financial reporting criteria established by the Company considering the essential components of internal control stated in the Guidance Note on Audit of Internal Financial Controls Over Financial Reporting issued by the Institute of Chartered Accountants of India.

For, DIPAL R. SHAH & CO.  
Chartered Accountants  
FRN : 126576W



*N. Sheth*

Dhruv N. Sheth  
Partner


Membership No. : 173704  
UDIN: 25173704BMIDDP6537

Date : 26/04/2025  
Place: Ahmedabad



**TECHNO INDUSTRIES PRIVATE LIMITED**  
**BALANCE SHEET AS AT MARCH 31, 2025**  
**(All amounts in ₹. Lacs, unless otherwise stated)**

Sr. No.	Particulars	Notes	AS AT	AS AT	AS AT
			31/03/2025	31/03/2024 (Restated)	01/04/2023 (Restated)
<b>A</b>	<b>ASSETS</b>				
<b>1</b>	<b>Non-Current Assets</b>				
	a. Property, Plant and Equipment	1	1,281.42	911.83	616.90
	b. Capital Work In Progress		-	-	-
	c. Goodwill		-	-	-
	d. Right To Use Assets	2	1,154.24	-	-
	e. Other Intangible Assets	3	667.80	714.90	804.51
	f. Intangible assets under development	4	12.42	-	-
	g. Financial Assets				
	- Loan	5	10.51	13.68	15.76
	- Other Financial Assets	6	689.35	383.52	313.41
	h. Non Current Investments		-	-	-
	i. Deferred Tax Assets (Net)		-	-	-
	j. Other Non-Current Assets		-	-	-
	<b>Sub Total Non-Current Assets</b>		<b>3,815.74</b>	<b>2,023.94</b>	<b>1,750.59</b>
<b>2</b>	<b>Current Assets</b>				
	a. Inventories	7	4,563.62	4,131.09	3,554.11
	b. Financial Assets				
	i. Trade Receivables	8	6,939.57	7,249.28	7,396.67
	ii Cash and cash equivalents	9	7.12	503.74	448.90
	Other Balances With Banks	10	575.09	489.28	426.59
	iii Loans	11	30.38	28.56	28.18
	iv Other Current Financial Assets		-	-	-
	c. Current Tax Assets (Net)		-	-	-
	d. Other Current Assets	12	95.91	236.40	90.60
	<b>Sub Total Current Assets</b>		<b>12,211.69</b>	<b>12,638.35</b>	<b>11,945.05</b>
	<b>TOTAL ASSETS</b>		<b>16,027.43</b>	<b>14,662.29</b>	<b>13,695.63</b>



**TECHNO INDUSTRIES PRIVATE LIMITED**  
**BALANCE SHEET AS AT MARCH 31, 2025**  
**(All amounts in ₹. Lacs, unless otherwise stated)**


Sr. No.	Particulars	Notes	AS AT	AS AT	AS AT
			31/03/2025	31/03/2024 (Restated)	01/04/2023 (Restated)
<b>B</b>	<b>EQUITY AND LIABILITIES</b>				
<b>1</b>	<b>Equity</b>				
	a. Equity Share Capital	13	1,250.00	1,250.00	1,250.00
	b. Other Equity	14	6,461.61	6,156.86	5,238.29
	<b>Total Equity</b>		<b>7,711.61</b>	<b>7,406.86</b>	<b>6,488.29</b>
	<b>LIABILITIES</b>				
<b>2</b>	<b>Non-Current Liabilities</b>				
	a. Financial Liabilities				
	i. Borrowings	15	1,105.44	27.15	114.73
	ia. Lease Liabilities	16	1,137.79	-	-
	b. Provisions	17	36.93	139.82	118.19
	c. Deferred Tax Liabilities (Net)	18	19.49	28.42	40.72
	d. Other Non Current Liabilities	19	11.32	11.19	13.30
	<b>Sub Total Non-Current Liabilities</b>		<b>2,310.97</b>	<b>206.58</b>	<b>286.94</b>
<b>3</b>	<b>Current Liabilities</b>				
	a. Financial Liabilities				
	i. Borrowings	20	1,439.96	2,235.15	1,982.47
	ia. Lease Liabilities	16(i)	39.59	-	-
	ii. Trade Payables		3,230.05	3,430.08	3,685.83
	- Total outstanding dues of Micro & Small Enterprises		344.98	387.16	436.99
	- Total outstanding dues of Other than Micro & Small Enterprises	21	2,885.07	3,042.93	3,248.84
	iii Others	22	-	34.46	88.46
	b. Provisions	23	440.25	322.18	261.14
	c. Other Current Liabilities	24	846.95	905.58	764.22
	d. Current Tax Liabilities (Net)	25	8.06	121.39	138.29
	<b>Sub Total Current Liabilities</b>		<b>6,004.85</b>	<b>7,048.85</b>	<b>6,920.40</b>
	<b>Total Liabilities</b>		<b>8,315.82</b>	<b>7,255.43</b>	<b>7,207.35</b>
	<b>TOTAL EQUITY AND LIABILITIES</b>		<b>16,027.43</b>	<b>14,662.29</b>	<b>13,695.63</b>

The accompanying Significant Accounting Policies and notes 1 to 54 form an integral part of these financial statements

TECHNO INDUSTRIES PRIVATE LIMITED  
For and on Behalf of Board

DIPAL R. SHAH & CO.  
Chartered Accountants  
FRN : 126576W

Bhanu J. Patel  
Director  
DIN : 00411515



Ritul R. Shah  
Director  
DIN : 10178847



CA Dhruv N. Sheth  
Partner  
Membership No. : 173704

Harimohan Namdev  
(Company Secretary)  
Place : Ahmedabad

Date : 26/04/2025

Place : Ahmedabad  
Date : 26/04/2025

**TECHNO INDUSTRIES PRIVATE LIMITED**  
**STATEMENT OF PROFIT & LOSS**  
(All amounts in ₹. Lacs, unless otherwise stated)

Sr. No.	PARTICULARS	Notes	For the Year ended March 31, 2025	For the Year ended March 31, 2024
	<b>INCOME</b>			
I	Revenue From Operations	26	15,504.40	16,731.58
II	Other Income	27	231.95	80.19
III	<b>Total Income (I+II)</b>		<b>15,736.35</b>	<b>16,811.77</b>
	<b>Expenses</b>			
IV	a) Cost of Raw Materials Consumed	28	10,553.09	11,373.76
	b) Purchase of Traded Goods		-	-
	c) Changes in Inventories of Finished goods, Work-in-progress and Stock-in-Trade	29	(214.75)	(223.07)
	d) Employee Benefits Expense	30	2,576.76	2,218.48
	e) Manufacturing and Other Expenses	31	1,848.34	1,848.41
	f) Finance Costs	32	318.54	229.10
	g) Depreciation & Amortisation Expense	33	201.82	140.69
	<b>Total Expenses (a to f)</b>		<b>15,283.80</b>	<b>15,587.37</b>
V	<b>Profit before Exceptional Items and Tax (III-IV)</b>		<b>452.55</b>	<b>1,224.40</b>
VI	Exceptional Items		-	-
VII	<b>Profit before Tax (V-VI)</b>		<b>452.55</b>	<b>1,224.40</b>
VIII	Tax Expense - Current Tax		126.64	318.38
	- Deferred Tax Expenses / ( Income )		(1.36)	(12.31)
	- Taxes for Previous Years		-	(0.24)
	- Mat Credit Reversal		-	-
	<b>Total Tax Expenses</b>		<b>125.28</b>	<b>305.83</b>
IX	<b>Profit for the period (IX-VIII)</b>		<b>327.27</b>	<b>918.57</b>
X	<b>Other Comprehensive Income (OCI)</b>			
	Items that will not be reclassified to Profit & Loss			
	Re-measurement (losses)/gains on defined benefit plans		(30.07)	-
	Income tax relating to item that will not be reclassified to P&I		7.57	-
	<b>Other Comprehensive Income for the year</b>		<b>(22.50)</b>	<b>-</b>
XI	<b>Total Comprehensive Income/(Loss) for the year (IX+X)</b>		<b>304.77</b>	<b>918.57</b>
	EPS - Basic (in Rs.)	43	2.44	7.35
	EPS - Diluted (in Rs.)		2.44	7.35

The accompanying Significant Accounting Policies and notes 1 to 54 form an integral part of these financial statements

TECHNO INDUSTRIES PRIVATE LIMITED

For and on Behalf of Board

DIPAL R. SHAH & CO.

Chartered Accountants

FRN : 126576W

Bharat J. Patel  
Director  
DIN : 00411515

Ritul R. Shah  
Director  
DIN : 10178847



CA Dhruv N. Sheth  
Partner  
Membership No. : 173704

Harimohan Namdev  
(Company Secretary)  
Place : Ahmedabad

Date : 26/04/2025

Place : Ahmedabad

Date : 26/04/2025

**TECHNO INDUSTRIES PRIVATE LIMITED**  
**CASH FLOW STATEMENT**

(All amounts in ₹. Lacs, unless otherwise stated)

Particulars	For the year ended on 31/03/2025		For the year ended on 31/03/2024	
	Amount in (₹)	Amount in (₹)	Amount in (₹)	Amount in (₹)
<b>A. Cash flows from operating activities</b>				
Net Profit / (Loss) before tax		452.55		1224.40
<i>Adjustments for:</i>				
Depreciation and amortization expense	201.82		140.69	
Finance costs	318.54		229.10	
Loss/(Profit) on sale of property, plant and equipment and assets written off	18.03		2.48	
Re-measurements of the defined benefit liabilities (before tax effects)	(30.07)		-	
Foreign Exchange Loss/(Gain)	(0.35)		-	
		507.97		372.27
<b>Operating cash flow before changes in working capital</b>		960.52		1596.67
<i>Changes in working capital:</i>				
Inventories	(432.53)		(576.97)	
Trade receivables	309.71		147.39	
Trade payables	(199.68)		(255.75)	
Short Term Borrowings	(829.65)		199.31	
Provisions	15.18		82.67	
Loans and Advances	-		0.00	
Other financial and non-financial Assets	(304.48)		(214.21)	
Other financial and non-financial Liabilities	0.13		(2.11)	
Other Current Assets	140.49		0.00	
Other Current Liabilities	(58.63)	(1,359.46)	140.73	(478.93)
Net cash generated from operations before tax		(398.94)		1117.74
Net income tax (paid) / refunds		(239.99)		(335.04)
<b>Net cash generated from/ (used in) operating activities (A)</b>		(638.93)		782.70
<b>B. Cash flows from investing activities</b>				
Purchase of Property, plant and equipment and capital work in progress	(1,711.06)		(358.30)	
Proceeds from sale of property plant and equipment	2.05		9.81	
<b>Net cash flow from/ (used in) investing activities (B)</b>		(1709.01)		(348.48)
<b>C. Cash flows from financing activities</b>				
Incremental borrowings/ (Repayment of Borrowings)	1,078.29		(87.58)	
Increase in lease liabilities	1,177.38		0.00	
Interest and other finance charges paid	(318.54)		(229.10)	
		1,937.13		(316.68)
<b>Net cash (used in)/ generated from financing activities (C)</b>		1,937.13		(316.68)
<b>Net increase/(decrease) in Cash &amp; cash equivalents during the year (A+B+C)</b>		(410.81)		117.53
Add : Cash and cash equivalents as at the beginning of the year		993.02		875.49
<b>Cash and cash equivalents as at the end of the year</b>		582.21		993.02

TECHNO INDUSTRIES PRIVATE LIMITED

For and on Behalf of Board


Bharat J. Patel  
Director  
DIN : 00411515

Ritul R. Shah  
Director  
DIN : 10178847

Harimodkumar Namdev  
(Company Secretary)  
Place : Ahmedabad

Date : 26/04/2025

DIPAL R. SHAH & CO.  
Chartered Accountants  
FRN : 126576W



\*CA Dhruv N. Sheth  
Partner  
Membership No. : 173704

Place : Ahmedabad  
Date : 26/04/2025

TECHNO INDUSTRIES PRIVATE LIMITED

(All amounts in ₹. Lacs, unless otherwise stated)

Statement of Changes in Equity for the period ended on 31st March, 2025.

A. Equity Shares Capital

Amount in ₹ Lacs


Particulars	As at 31st March,2025	As at 31st March,2024
	Amount (₹)	Amount (₹)
Balance at the beginning of the reporting Period	1,250	1,250
Changes in Equity Share Capital during the year	-	-
Balance at the end of the reporting Period	1,250	1,250


B. Other Equity

Amount in ₹ Lacs

Particulars	Reserves and Surplus			
	Securities Premium Account	General Reserve	Retained Earnings	Total other Equity
Balance as at 1st April, 2023 (A)	1,624.87	-	3,613.42	5,238.30
<b>Additions during the year:</b>				
Profit for the Year	-	-	918.57	918.57
Other Comprehensive Income for the year, net of tax	-	-	-	-
Total comprehensive income for the year 2023-24 (B)	-	-	918.57	918.57
<b>Reductions during the year:</b>				
Dividends	-	-	-	-
Total (C)	-	-	-	-
Balance as at 31st March, 2024 (D) (A+B-C)	1,624.87	-	4,531.99	6,156.87
<b>Additions during the year:</b>				
Profit for the Year	-	-	327.27	327.27
Other Comprehensive Income for the year, net of tax	-	-	(22.50)	(22.50)
Total comprehensive income for the year 2024-25 (E)	-	-	304.77	304.77
<b>Reductions during the year:</b>				
Dividends	-	-	-	-
Total (F)	-	-	-	-
Balance as at 31st March, 2025 (D+E-F)	1,624.87	-	4,836.76	6,461.64


TECHNO INDUSTRIES PRIVATE LIMITED  
For and on Behalf of Board


  
Bharat J. Patel  
Director  
DIN : 00411515


  
Ritul R. Shah  
Director  
DIN : 10178847



DIPAL R. SHAH & CO.  
Chartered Accountants  
FRN : 126576W



  
Dipal R. Shah  
Partner  
Membership No. : 173704

  
Harimohan Namdev  
(Company Secretary)  
Place : Ahmedabad

Date : 26/04/2025

Place : Ahmedabad  
Date : 26/04/2025

## A. SIGNIFICANT ACCOUNTING POLICIES:

### 1. CORPORATE INFORMATION

Techno Industries Private Limited ("the company") is a Company created by Mr. Bharat Patel , Incorporated in India on May 01, 2000 under the provisions of the companies Act, 1956. The Company is a manufacturer of Elevator, Motor, and Submersible Pump etc. The company has become subsidiary of Llyods Engineering Works Limited w.e.f. 14.10.2024.

### 2. Summary of Significant Accounting Policies

#### 2.1 Statement of compliance

This financial statement has been prepared to comply in all material respects with the Indian Accounting Standard ('Ind AS') notified under section 133 of the Companies Act, 2013, read with the Companies (Indian Accounting Standards) Rules as amended from time to time. In addition, the Guidance notes/announcements issued by the Institute of Chartered Accountants of India (ICAI) are also applied except where compliance with other statutory promulgations requires a different treatment.

#### 2.2 Basis of Preparation of Financial Statements and presentation

The Balance Sheet and the Statement of Profit & Loss are prepared and presented in the format set out in Schedule III to the Companies Act, 2013 ("the Act"). The Cash flows Statement has been prepared and presented as per the requirements of Indian Accounting Standards (IND AS - 7) "Statement of Cashflows". The disclosure requirements with respect to items in the Balance Sheet and Statement of Profit & Loss as prescribed in the schedule III to the Act, are presented by way of notes forming parts of accounts along with the other notes required to be disclosed under the notified Indian Accounting Standards. Amounts in the financial statement are presented in Indian rupees in Lakhs.

The financial statements are based on the classification provisions contained in Ind-AS 1, 'Presentation of Financial Statements' and division II of schedule III of the Companies Act 2013 along with the other notes required to be disclosed under the notified Indian Accounting Standards. Further, for the purpose of clarity, various items are aggregated in the statement of profit and loss and balance sheet. Nonetheless, these items are dis-aggregated separately in the notes to the financial statements, where applicable or required.

The preparation of the said financial statements requires the use of certain critical accounting estimates and judgments. It also requires the management to exercise judgment in the process of applying the Company's accounting policies. The areas where estimates are significant to the financial statements, or areas involving a higher degree of judgment or complexity, are disclosed in Note 3.

All the amounts included in the financial statements are reported in Lakhs of Indian Rupees



and are rounded to the nearest Lakhs, except per share data and unless stated otherwise.

### **2.3 Basis of Measurement**

The financial statements have been prepared on the accrual and going concern basis and the historical cost convention except where the Ind -AS requires a different accounting treatment. Historical cost is generally based on fair value of the consideration given in exchange of Goods & Services.

### **Fair Value Measurement**

Fair value is the price at the measurement date, at which an asset can be sold or paid to transfer a liability, in an orderly transaction between market participants. The Company wherever required has measured the Financial / non - Financial Assets and Liabilities at fair value in the Financial Statement.

The Company uses valuation techniques that are appropriate in the circumstances and for which sufficient data are available to measure fair value, maximizing the use of relevant observable inputs and minimizing the use of unobservable inputs.

### **2.4 Foreign Currency Transactions**

The financial statements are presented in Indian Rupees, which is the functional, and presentation currency of the Company.


Transactions in foreign currencies are initially recorded in the relevant functional currency at the rates prevailing on the date of the transaction.

Monetary Assets and Liabilities denominated in foreign currencies are translated into the functional currency at the closing exchange rate prevailing as at the reporting date with the resulting foreign exchange differences. On subsequent re-statement/ settlement, the same is recognised in the statement of profit and loss within finance costs / finance income. Non-monetary assets and liabilities denominated in foreign currencies are translated into the functional currency using the exchange rate prevalent, at the date of initial recognition (in case they are measured at historical cost) or at the date when the fair value is determined (in case they are measured at fair value). Non-monetary assets and liabilities that are measured in terms of historical cost in foreign currencies are not retranslated.

### **2.5 Current versus Non-Current Classification**

The Company presents assets and liabilities in the Balance Sheet based on current / non-current classification.

Deferred Tax Assets and Liabilities and all assets and liabilities which are not current (as discussed in the below paragraphs) are classified as non-current assets and liabilities.



Operating cycle for the business activities of the company covers the duration of the specific project/contract/product line/service including the deferred liability period wherever applicable and extends up to the realisation of receivables (including retention monies) within the agreed credit period as the case may be. An asset is classified as current when it is expected to be realised or intended to be sold or consumed in normal operating cycle, held primarily for the purpose of trading, expected to be realised within twelve months after the reporting period, or cash or cash equivalent unless restricted from being exchanged or used to settle a liability for at least twelve months after the reporting period.

A liability is classified as current when it is expected to be settled in normal operating cycle, it is held primarily for the purpose of trading, it is due to be settled within twelve months after the reporting period, or there is no unconditional right to defer the settlement of the liability for at least twelve months after the reporting period.

## 2.6 Property, plant and equipment (PPE)


An item is recognised as an asset, if and only if, it is probable that the future economic benefits associated with the item will flow to the Company and its cost can be measured reliably. PPE are initially recognised at cost. The initial cost of PPE comprises its purchase price (including non-refundable duties and taxes but excluding any trade discounts and rebates), and any directly attributable cost of bringing the asset to its working condition and location for its intended use.

Subsequent to initial recognition, PPE are stated at cost less accumulated depreciation and any impairment losses. When significant parts of Property, Plant and Equipment are required to be replaced in regular intervals, the Company recognizes such parts as separate component of assets. When an item of PPE is replaced, then its carrying amount is de-recognised from the balance sheet and cost of the new item of PPE is recognised.

The expenditures that are incurred after the item of PPE has been put to use, such as repairs and maintenance, are normally charged to the statement of profit and loss in the period in which such costs are incurred. However, in situations where the said expenditure can be measured reliably and is probable that future economic benefits associated with it will flow to the Company, it is included in the asset's carrying value or as a separate asset as appropriate.

## 2.7 Depreciation Methods, Estimated Useful Lives and Residual Value

Depreciation on PPE is computed using the straight-line method over the estimated useful lives. Depreciation is provided as per useful life of the assets as prescribed in schedule II of the Companies Act. The Company has established the estimated range of useful lives of different categories of PPE as follows:



Particulars	Useful life (Years)
Factory Building	30-60
Plant & Machinery	15
Computers	3-6
Electrical Installations	10
Office Equipments and AC	5-8
Furniture and Fixtures	10
Motor Vehicles	8-10

The useful lives, residual values and depreciation method of PPE are reviewed and adjusted appropriately, at-least as at each reporting date so as to ensure that the method and period of depreciation are consistent with the expected pattern of economic benefits from these assets. The effects of any change in the estimated useful lives, residual values and/ or depreciation method are accounted prospectively, and accordingly the depreciation is calculated over the PPE's remaining revised useful life. The cost and the accumulated depreciation for PPE sold, scrapped, retired or otherwise disposed-off are derecognised from the balance sheet and the resulting gains/ (losses) are included in the statement of profit and loss within Exceptional items.


Assets individually costing Rs. 10,000/- or less are depreciated fully in the year of purchase.

All directly attributable expenditure and interest cost on Borrowed Capital during the project construction period are accumulated and shown as Capital Work-in-Progress until the project/assets are put to use. Assets under construction are not depreciated.

## 2.8 Intangible Assets

Identifiable intangible assets are generally recognised when the Company controls the asset and it is probable that future economic benefits attributed to the asset will flow to the Company and the cost of the asset can be measured reliably. The intangible assets are initially recognised at cost. Assets having finite useful life are carried at cost less accumulated amortization and impairment losses, if any.

Amortization is recognised on a Straight-line basis over their estimated useful lives. The estimated useful life and amortization method are reviewed at the end of each reporting period, with the effect of any changes in estimate being accounted for on a prospective basis. Intangible assets with indefinite useful lives that are acquired separately are carried at cost less accumulated impairment losses.



### Useful lives of intangible assets

Estimated useful lives of the intangible assets are as follows:

Intangible assets are amortized on a straight-line basis over their technically assessed useful lives, as mentioned below:

Types of Asset	Useful life (Years)
Technical Know How	10
Software	5

### 2.9 Impairment of Non-Financial Assets – PPE and Intangible Assets

PPE and intangible assets with definite lives are reviewed for impairment, whenever events or changes in circumstances indicate that their carrying values may not be recoverable. For the purpose of impairment testing, the recoverable amount (that is, higher of the fair value less costs to sell and the value-in-use) is determined on an individual asset basis, unless the asset does not generate cash flows that are largely independent of those from other assets, in which case the recoverable amount is determined at the cash-generating-unit ('CGU') level to which the said asset belongs. If such individual assets or CGU are considered to be impaired, the impairment to be recognised in the statement of profit and loss is measured by the amount by which the carrying value of the asset/CGU exceeds their estimated recoverable amount and allocated on pro rata basis.


Impairment losses, if any, are recognized in statement of profit and loss.

#### Reversal of Impairment Losses

Impairment losses are reversed and the carrying value is increased to its revised recoverable amount provided that this amount does not exceed the carrying value that would have been determined had no impairment loss been recognised for the said asset in previous years.

### 2.10 Leases

The Leases of Property, Plant and Equipment where the Company, as lessee, has substantially all the risks and rewards of ownership are classified as finance leases. Finance leases are capitalized at the lease's inception at the fair value of the leased property or, if lower, the present value of the minimum lease payments. The corresponding rental obligations, net of finance charges, are included in borrowings or other financial liabilities as appropriate.



Each lease payment is allocated between the liability and finance cost. The finance cost is charged to the profit or loss over the lease period so as to produce a constant periodic rate of interest on the remaining balance of the liability for each period.

Leases in which a significant portion of the risks and rewards of ownership are not transferred to the Company as lessee are classified as operating leases. Payments made under operating leases are charged to Statement of profit and loss on a straight- line basis over the period of the lease unless the payments are structured to increase in line with expected general inflation to compensate for the lessor's expected inflationary cost increases.

In March 2019, the Ministry of Corporate Affairs issued the Companies (Indian Accounting Standards) (Amendments) Rules, 2019, notifying Ind AS 116 - 'Leases'. This standard is effective from 1st April, 2019. The Standard sets out the principles for the recognition, measurement, presentation and disclosure of leases for both parties to a contract i.e., the lessee and the lessor. Ind AS 116 introduces a single lessee accounting model and requires a lessee to recognize assets and liabilities for all leases with a term of more than twelve months, unless the underlying asset is of low value. Ind AS 116 - Leases amends the rules for the lessee's accounting treatment of operating leases. According to the standard all operating leases (with a few exceptions) must therefore be recognized in the balance sheet as lease assets and corresponding lease liabilities. The lease expenses, which were recognised as a single amount (operating expenses), will consist of two elements: depreciation and interest expenses. The standard has become effective from 2019 and the Company has assessed the impact of application of Ind AS 116 on Company's financial statements and provided necessary treatments and disclosures as required by the standard.

The discount rate is generally based on the incremental borrowing rate specific to the lease being evaluated or for a portfolio of leases with similar characteristics.

#### **Right to use asset**

Right-to-use assets, are measured at cost less any accumulated depreciation and, if necessary, any accumulated impairment. The cost of a right-to-use asset comprises the present value of the outstanding lease payments plus any lease payments made at or before the commencement date less any lease incentives received, any initial direct costs and an estimate of costs to be incurred in dismantling or removing the underlying asset. In this context, the Company also applies the practical expedient that the payments for non-lease components are generally recognized as lease payments. If the lease transfers ownership of the underlying asset to the lessee at the end of the lease term or if the cost of the right-to-use asset reflects that the lessee will exercise a purchase option, the right-to-use asset is depreciated to the end of the useful life of the underlying asset. Otherwise, the right-to-use asset is depreciated to the end of the lease term.

#### **Lease liability**

Lease liabilities, which are assigned to financing liabilities, are measured initially at the present value of the lease payments. Subsequent measurement of a lease liability includes the increase of the carrying amount to reflect interest on the lease liability and reducing the carrying amount to reflect the lease payments made.



## 2.11 Financial Instruments

A financial instrument is a contract that gives rise to a financial asset of one entity and a financial liability or equity instrument of another entity.

### Financial Assets

#### Initial Recognition

All financial assets are recognized initially at fair value. Transaction costs that are directly attributable to the acquisition of financial assets (other than financial assets at fair value through profit or loss) are added to the fair value measured on initial recognition of financial asset. However, trade receivable that do not contain a significant financing component are measured at transaction price.

#### Subsequent Measurement

The subsequent measurement of the non-derivative financial assets depends on their classification as follows:

#### Financial Assets Measured at Amortized Cost


Assets that are held for collection of contractual cash flows where those cash flows represent solely payments of principal and interest are measured at amortized cost. However, where the impact of discounting / transaction costs is significant, the amortized cost is measured using the effective interest rate ('EIR') method. Interest income from these financial assets is included in Other Income.

#### Fair Value through Other Comprehensive Income (FVOCI):

Assets that are held for collection of contractual cash flows and for selling the financial assets, where the assets' cash flows represent solely payments of principal and interest, the same are measured at fair value through other comprehensive income (FVOCI). Movements in the carrying amount are taken through OCI, except for the recognition of impairment gains or losses, interest revenue and foreign exchange gains and losses which are recognized in profit and loss. When the financial asset is derecognized, the cumulative gain or loss previously recognized in OCI is reclassified from equity to profit or loss and recognized in other gains/ (losses). Interest income from these financial assets is included in other income using the effective interest rate method.

#### Fair Value through Profit or Loss

Assets that do not meet the criteria for amortized cost or FVOCI are measured at fair value through profit or loss. A gain or loss on debt investment that is subsequently measured at fair value through profit or loss is recognized in profit or loss and presented net in the statement of profit and loss in the period in which it arises. Interest income from these financial assets is included in other income.



### **Impairment**

The impairment of assets depends on whether there has been a significant increase in the credit risks since initial recognition. Accordingly, the Company deals with providing for impairment of loss. In case of trade receivables, the Company applies the simplified approach which requires expected lifetime losses to be recognised from initial recognition of the receivables.

### **Financial Liabilities**

#### **Initial Recognition**

All financial liabilities are recognized initially at fair value and, in the case of loans and borrowings and payables, net of directly attributable transaction costs.

#### **Subsequent Recognition**

The subsequent measurement of financial liabilities depends on their classification, as described below:

#### **Financial liabilities at fair value through profit or loss**

Financial liabilities designated upon initial recognition at fair value through profit or loss are designated as such at the initial date of recognition, and only if the criteria in Ind AS 109 are satisfied. Changes in fair value of such liability are recognized in the statement of profit or loss.


#### **Financial liabilities at amortized cost**

The Company's financial liabilities at amortized cost are initially recognized at net of transaction costs and includes trade payables, borrowings including bank overdrafts and other payables.

After initial recognition, financial liabilities are subsequently measured at amortized cost using the effective interest rate (EIR) method except for deferred consideration recognized in a business combination which is subsequently measured at fair value through profit and loss. Gains and losses are recognized in the statement of profit and loss when the liabilities are derecognized as well as through the EIR amortization process. Amortized cost is calculated by taking into account any discount or premium on acquisition and fees or costs that are an integral part of the EIR. The EIR amortization is included as finance costs in the statement of profit and loss.

#### **De-recognition**

A financial liability is derecognized when the obligation under the liability is discharged or cancelled or expires.



## 2.12 Taxes

Income tax expense represents the sum of the current tax and deferred tax. Income tax is recognised in the statement of profit and loss, except to the extent that it relates to items recognised in the other comprehensive income or directly in equity, in which case the related income tax is also recognised accordingly.

### Current tax

The current tax payable is based on taxable profit for the year. Taxable profit differs from 'profit before tax' as reported in the Statement of Profit and Loss because of items of income or expense that are taxable or deductible in other years and items that are never taxable or deductible. The current tax is calculated on the basis of the tax rates, laws and regulations, which have been enacted or substantively enacted as at the reporting date. The payment made in excess/ (shortfall) of the Company's income tax obligation for the period are recognised in the balance sheet as current income tax assets/liabilities.

Any interest, related to accrued liabilities for potential tax assessments are not included in Income tax charge or credit, but are rather recognised within finance costs.


### Deferred Tax

Deferred tax is recognised, using the liability method, on temporary differences arising between the tax bases of assets and liabilities and their carrying values in the financial statements. However, deferred tax are not recognised if it arises from initial recognition of an asset or liability in a transaction other than a business combination that at the time of the transaction affects neither accounting nor taxable profit or loss.

Deferred tax assets are recognised only to the extent that it is probable that future taxable profit will be available against which the temporary differences can be utilized. However, if these are unabsorbed depreciation, carry forward losses and items relating to capital losses, deferred tax assets are recognised when there is reasonable certainty that there will be sufficient future taxable income available to realised the assets. Deferred tax assets in respect of unutilized tax credits which mainly relate to minimum alternate tax are recognised to the extent it is probable that such unutilized tax credits will get realised.

The unrecognized deferred tax assets/carrying amount of deferred tax assets are reviewed at each reporting date for recoverability and adjusted appropriately. Deferred tax is determined using tax rates (and laws) that have been enacted or substantively enacted by the reporting date and are expected to apply when the related deferred income tax asset is realised or the deferred income tax liability is settled.

Income tax assets and liabilities are off-set against each other and the resultant net amount is presented in the balance sheet, if and only when, (a) the Company currently has a right to set-off the current income tax assets and liabilities, and (b) when it relates to income tax levied by the same taxation authority and where there is an intention to settle the current income tax balances on net basis.



### 2.13 Inventories

Inventories are valued as follows:

Inventories are stated at the lower of cost (determined using weighted average cost method) and net realizable value. The costs comprise its purchase price and any directly attributable cost of bringing to its present location and condition. Net realizable value is the estimated selling price in the ordinary course of business, less the estimated costs of completion and the estimated variable costs necessary to make the sale.

Following are general practice adopted by the company for valuation of Inventory.

Sr. No.	Type of Inventory	Valuation Methodology
1	Raw Materials	At Weighted Average
2	Stores and Spares	At Weighted Average
3	Work in Progress	At Weighted Average
4	Finished Goods	At Weighted Average
5	Scrap Material	At Weighted Average
6	Consumables	At Weighted Average

### 2.14 Cash and Cash Equivalents

Cash and cash equivalents include cash in hand, bank balances and fixed deposits including deposits towards margin money

### 2.15 Share Capital

The Company has only one class of shares i.e. Equity Shares having par value of ₹ 10/- each per equity share. The dividend and repayment of capital are at the sole and absolute discretion of the Company and there is no contractual obligation whatsoever to that effect.

### 2.16 Employee Benefits

The Company's employee benefits mainly include wages, salaries, bonus, defined benefit contributions, compensated absences. The employee benefits are recognised in the year in which the associated services are rendered by the Company employees.



### Short-term Employee benefits

Employee benefits such as salaries, wages, short term compensated absences, expected cost of bonus, ex-gratia, defined contribution plan and performance-linked rewards falling due wholly within twelve months of rendering the service are classified as short-term employee benefits and are expensed in the period in which the employee renders the related service.

### Post Employment benefits - Gratuity

Payments to defined contribution retirement benefit plans are recognised as an expense when employees have rendered service entitling them to the contributions.

For defined benefit retirement plans, the cost of providing benefits is as below:

The Company pays gratuity to the employees who have completed five years of service with the Company at the time of resignation. The gratuity is paid @15 days of last drawn salary for every completed year of service as per the Payment of Gratuity Act, 1972. The Company has taken Group Gratuity Scheme from Life Insurance Corporation of India and contributes under defined benefit contribution plan for its employees every year.

### Other Employee benefits - Leave encashment

Company has a policy to accumulate the leave balance for employees and encashment for such leaves is paid at the time of full and final settlement of employee. Company reinstates the provision of leave balance on yearly basis based on the total accumulated leaves available with employees as on balance sheet date at discounted value as derived by Actuarial valuation.

### Loan to Employees:

Loan to employees is given on market rate.


### 2.17 Provisions, Contingent Liabilities and Contingent Assets:

Provisions are recognised when the Company has a present obligation (legal or constructive) as result of a past event, it is probable that the Company will be required to settle the obligation, and a reliable estimate can be made of the amount of the obligation.

Deferred Revenue Expenditure is amortized over a period of five years.

A disclosure for a contingent liability is made when there is a possible obligation or a present obligation that may, but probably will not, require an outflow of resources. When there is a possible obligation or a present obligation in respect of which the likelihood of outflow of resources is remote, no provision or disclosure is made.

Contingent assets are disclosed where an inflow of economic benefits is certain.



## 2.18 Revenue Recognition:

Revenue is recognised upon transfer of control of promised goods to customers i.e., when the performance obligation gets fulfilled in an amount that reflects the consideration which the company expects to receive in exchange for that particular performance obligation.

Revenue is measured based on the transaction price, which is the net of variable consideration, adjusted for discounts, price concessions and incentives, if any, as specified in the contract with the customer. Revenue also excludes taxes collected from customers.

### a. Revenue From Operations :

#### i) Sale of Goods

Revenue from the sale of manufactured and traded goods is recognised when significant risks and rewards of ownership of goods have been transferred, effective control over the goods no longer exists with the Company, amount of revenue / costs in respect of the transactions can reliably be measured and probable economic benefits associated with the transactions will flow to the Company.

#### ii) Rendering of Services

Revenue in case of contracts/orders spreading over more than one financial year are booked to the extent of work billed. Sales include export benefits & net of sales return. Export benefits accrue on the date of export, which are utilized for custom duty-free import of material/ transferred for consideration.

### b. Other Revenue :

#### i) Customs Duty


Customs Duty/incentive entitlement as and when eligible is accounted on accrual basis. Accordingly, import duty benefits against exports effected during the year are accounted on estimate basis as incentive till the end of the year in respect of dutyfree imports of raw material yet to be made.

#### ii) Interest Income

Interest income is accrued on a time basis by reference to the principal outstanding and the effective interest rate.

#### iii) Other Income/Miscellaneous Income

Other items of income are accounted as and when the right to receive such income arises and it is probable that the economic benefits will flow to the company and the amount of income can be measured reliably.



## 2.19 Borrowing Costs

Borrowing costs directly attributable to the acquisition, construction or production of qualifying assets, which are assets that necessarily take a substantial period of time to get ready for their intended use or sale, are added to the cost of those assets, until such time as the assets are substantially ready for their intended use or sale.

All other borrowing costs are recognised in Statement of Profit and Loss in the period in which they are incurred.

The Company determines the amount of borrowing costs eligible for capitalization as the actual borrowing costs incurred on that borrowing during the period less any interest income earned on temporary investment of specific borrowings pending their expenditure on qualifying assets, to the extent that an entity borrows funds specifically for the purpose of obtaining a qualifying asset. In case if the Company borrows generally and uses the funds for obtaining a qualifying asset, borrowing costs eligible for capitalization are determined by applying a capitalization rate to the expenditures on that asset. The Company suspends capitalization of borrowing costs during extended periods in which it suspends.

## 2.20 Earnings Per Share (EPS)

Basic earnings per share is calculated by dividing the net profit attributable to the equity shareholders of the Company with the weighted average number of equity shares outstanding during the financial year, adjusted for treasury shares.

Diluted Earnings per share is calculated by dividing net profit attributable to the equity shareholders of the Company with the weighted average number of shares outstanding during the financial year, adjusted for the effects of all dilutive potential equity shares.


## 2.21 Statement of Cash Flows:

Statement of Cash Flows is prepared segregating the cash flows into operating, investing and financing activities. Cash flow from operating activities is reported using indirect method, adjusting the net profit for the effects of:

- i. Changes during the period in inventories and operating receivables/payables transactions of a non-cash nature;
- ii. non-cash items such as depreciation, provisions, deferred taxes, unrealised foreign currency gains and losses.
- iii. All other items for which the cash effects are investing or financing cash flows.

## 3 Critical Accounting Estimates and Judgments

The preparation of financial statements in conformity with Generally Accepted Accounting Principles requires management to make estimates and assumptions that affect the reported



amounts of assets and liabilities and disclosure of contingent liabilities at the date of the financial statements and the results of operations during the reporting period. Although these estimates are based upon management's best knowledge of current events and actions, actual results could differ from these estimates. Revisions to accounting estimates are recognised prospectively.

The areas involving critical estimates or judgments are:

- Estimation of defined benefit obligation, Leave encashment and Bonus
- Estimation of Useful life of Property, plant and equipment and intangibles
- Estimation of taxes

#### 4. First Time Adoption of IND-AS

The Company has adopted Indian Accounting Standards (Ind AS) as notified by the Ministry of Corporate Affairs with effect from 1st April, 2024, with a transition date of 1st April, 2023. These separate financial statements for the year ended 31st March, 2025 are the first financial statements the company has prepared under Ind - AS.

For all periods upto and including the year ended 31st March, 2024, the Company prepared its financial statements in accordance with the accounting standards notified under section 133 of the Companies Act 2013, read together with paragraph 7 of the Companies (Accounts) Rules, 2014 ('Previous GAAP').

The adoption of Ind AS has been carried out in accordance with Ind AS 101, First-time Adoption of Indian Accounting Standards. Ind AS 101 requires that all Ind AS standards and interpretations that are issued and effective for the first Ind AS financial statements be applied retrospectively and consistently for all financial years presented. Accordingly, the company has prepared financial statements which comply with Ind AS for year ended 31st March, 2025, together with the comparative information as at and for the year ended 31st March, 2024 and the opening Ind AS Balance Sheet as at 1st April, 2023, the date of transition to Ind AS.

In preparing these Ind AS financial statements, the company has availed certain exemptions and exceptions in accordance with Ind AS 101, as explained below. The resulting difference between the carrying values of the assets and liabilities in the financial statements as at the transition date under Ind AS and Previous GAAP have been recognised directly in other equity (retained earnings or another appropriate category of equity). This note explains the adjustments made in restating its Previous GAAP financial statements, including the Balance Sheet as at 1st April, 2023 and the financial statements as at and for the year ended 31st March, 2024.

The company has applied the following exceptions to the retrospective application of Ind AS as mandatorily required under Ind AS 101:



### 1. Classification and measurement of financial assets

Ind AS 101 requires an entity to assess classification and measurement of financial assets (investment in debt instruments) on the basis of the facts and circumstances that exist at the date of transition to Ind AS.

Ind AS 101 allows first-time adopters certain exemptions from the retrospective application of certain requirements under Ind AS. The Company has applied the following exemptions

### 2. Deemed cost for property, plant and equipment

Ind AS 101 permits a first-time adopter to elect to continue with the carrying value for all of its property, plant and equipment as recognised in the financial statements as at the date of transition to Ind AS, measured as per the previous GAAP and use that as its deemed cost as at the date of transition after making necessary adjustments for decommissioning liabilities. This exemption can also be used for intangible assets covered by Ind AS 38 Intangible Asset. Accordingly, the Company has elected to measure all of its property, plant and equipment and intangible assets at their previous GAAP carrying value.

### 3. Fair value measurement of financial assets or financial liabilities

First-time adopters may apply Ind AS 109 to day one gain or loss provisions prospectively to transactions occurring on or after the date of transition to Ind AS. Therefore, unless a first-time adopter elects to apply Ind AS 109 retrospectively to day one gain or loss transactions, transactions that occurred prior to the date of transition to Ind AS do not need to be retrospectively restated.


### Transition to Ind AS – Reconciliations

Ind AS 101 requires an entity to reconcile equity, total comprehensive income and cash flows for prior periods. The following tables represent the reconciliations from IGAAP to Ind AS.

The presentation requirements under IGAAP differs from Ind AS and hence the IGAAP information has been reclassified for ease of reconciliation with Ind AS. The reclassified IGAAP information is derived based on the audited financial statements of the Company for the year ended March 31, 2023 and March 31, 2024.

The following reconciliations provide the explanations and quantification of the differences arising from the transition from Previous GAAP to Ind AS in accordance with Ind AS 101:

1. Reconciliation of Equity as at 1st April, 2023 and as at 31st March, 2024.
2. Reconciliation of Statement of Profit and Loss for the year ended 31st March, 2024



TECHNO INDUSTRIES PRIVATE LIMITED

1. Reconciliation of Other Equity as at 31st March, 2024


Amount in ₹ lacs

Particulars	Note No.	As at 31st March, 2024
Other Equity as per Previous GAAP		6,116.79
Add / Less Adjustments		
Add: Impact of Depreciation and Profit and loss on sale of assets		62.24
Less : Impact of Provision of Expected Credit loss on Trade receivables		(7.26)
Less : Tax Impact on above ( Impact of Deferred Tax )		(14.92)
Total Equity as per IND AS		6,156.87

2. Reconciliation of Statement of Profit and Loss for the year ended 31st March, 2024.

Amount in ₹ lacs

Particulars	Note No.	As at 31st March, 2024
Profit after Tax as per Indian GAAP		878.50
Add / Less Adjustments		
Add: Impact of Depreciation and Profit and loss on sale of assets		62.24
Less : Impact of Provision of Expected Credit loss on Trade receivables		(7.26)
Less : Tax Impact on above ( Impact of Deferred Tax )		(14.92)
Total Adjustments		40.07
Profit after Tax as per Ind AS		918.57
Items that will not be reclassified to Profit or Loss		-
Income Tax relating to items that will not be reclassified to Profit or Loss		-
Total comprehensive income under Ind AS		918.57



**TECHNO INDUSTRIES PRIVATE LIMITED**  
(All amounts in ₹. Lacs, unless otherwise stated)

Particulars	Vehicles	AC & Office Equipments	Computers and Servers	Office Buildings	Furnitures & Fixtures	Plant & Machinery	Patterns	Total
<b>1. Property, Plant and Equipment</b>								
Gross Block								
Balance as at 1st April, 2023 ( Deemed Cost )	45.63	10.47	4.10	287.56	16.75	187.06	65.34	616.90
Additions	8.23	7.03	2.87	-	5.15	88.06	246.96	358.30
Disposals	17.45	-	-	-	-	3.53	-	20.98
Balance as at 31st March, 2024	36.40	17.50	6.96	287.56	21.90	271.59	312.30	954.22
Additions	11.08	60.61	8.76	70.00	36.13	226.53	49.28	462.39
Disposals	4.37	3.83	2.38	-	7.11	4.22	-	21.92
Balance as at 31st March, 2025	43.11	74.28	13.34	357.56	50.92	493.90	361.58	1,394.69

Particulars	Vehicles	AC & Office Equipments	Computers and Servers	Office Buildings	Furnitures & Fixtures	Plant & Machinery	Patterns	Total
<b>1. Property, Plant and Equipment</b>								
Accumulated Depreciation								
Balance as at 1st April, 2023	-	-	-	-	-	-	-	-
Additions	5.61	2.02	0.95	13.09	3.11	16.75	9.55	51.07
Disposals	5.38	-	-	-	-	3.31	-	8.69
Balance as at 31st March, 2024	0.23	2.02	0.95	13.09	3.11	13.44	9.55	42.38
Additions	4.86	3.69	2.21	12.46	2.83	24.72	22.65	73.43
Disposals	0.96	-	-	-	1.54	0.05	-	2.55
Balance as at 31st March, 2025	4.14	5.71	3.16	25.56	4.40	38.10	32.20	113.26

Particulars	Vehicles	AC & Office Equipments	Computers and Servers	Office Buildings	Furnitures & Fixtures	Plant & Machinery	Patterns	Total
<b>1. Property, Plant and Equipment</b>								
Net Block								
Balance as at 31st March, 2025	38.97	68.57	10.18	332.00	46.52	455.80	329.38	1,281.42
Balance as at 31st March, 2024	36.17	15.48	6.02	274.47	18.79	258.16	302.75	911.83
Balance as at 1st April, 2023	45.63	10.47	4.10	287.56	16.75	187.06	65.34	616.90



**TECHNO INDUSTRIES PRIVATE LIMITED**  
(All amounts in ₹. Lacs, unless otherwise stated)

**2. Right To Use - IND AS 116, Lease Impact:**

The Right To Use value disclosed is as per Ind AS 116 (Lease Impact). The impact of Ind AS 116 on the Company's financial statements as at 31 March 2025 is as follows:

1) The details of the right-to-use assets held by the Company as on 31st March, 2025 is as follows

Particulars	(Amount in ₹ Lacs)		
	Additions (Net of Termination) for year ended March 31, 2025	Additions (Net of Termination) for year ended March 31, 2024	Additions (Net of Termination) for year ended April 01, 2023
Building	1,154.24	-	-
<b>Total</b>	<b>1,154.24</b>	<b>-</b>	<b>-</b>

2) Expenses / (Income) on right-to-use assets are as follows:

Particulars	(Amount in ₹ Lacs)		
	Additions (Net of Termination) for year ended March 31, 2025	Additions (Net of Termination) for year ended March 31, 2024	Additions (Net of Termination) for year ended April 01, 2023
Depreciation on ROU Assets	38.74	-	-
Interest on Lease Liability	47.76	-	-
<b>Total</b>	<b>86.5</b>	<b>-</b>	<b>-</b>



TECHNO INDUSTRIES PRIVATE LIMITED  
(All amounts in ₹. Lacs, unless otherwise stated)

Particulars	Software	Technical Know-how	Intangible Assets Not in use	Total
<b>3. Other Intangible Assets</b>				
<b>Gross Block</b>				
Balance as at 1st April, 2023	4.27	420.25	380.00	804.51
Additions	-	-	-	-
Disposals	-	-	-	-
Balance as at 31st March, 2024	4.27	420.25	380.00	804.51
Additions	43.27	-	-	43.27
Disposals	0.73	-	-	0.73
Balance as at 31st March, 2025	46.81	420.25	380.00	847.06

Particulars	Software	Technical Know-how	Technical Know-how Not in use	Total
<b>3. Other Intangible Assets</b>				
<b>Accumulated Depreciation</b>				
Balance as at 1st April, 2023	-	-	-	-
Additions	1.14	88.47	-	89.61
Disposals	-	-	-	-
Balance as at 31st March, 2024	1.14	88.47	-	89.61
Additions	1.18	88.47	-	89.65
Disposals	-	-	-	-
Balance as at 31st March, 2025	2.31	176.95	-	179.26
<b>Net Block</b>				
Balance as at 31st March, 2025	44.50	243.30	380.00	667.80
Balance as at 31st March, 2024	3.13	331.77	380.00	714.90
Balance as at 1st April, 2023	3.13	331.77	380.00	804.51

Particulars	Intangible assets under development	Total
<b>4. Intangible assets under development</b>		
<b>Gross Block</b>		
Balance as at 1st April, 2023	-	-
Additions	-	-
Disposals	-	-
Balance as at 31st March, 2024	-	-
Additions	12.42	12.42
Disposals	-	-
Balance as at 31st March, 2025	12.42	12.42



**TECHNO INDUSTRIES PRIVATE LIMITED**  
(All amounts in ₹. Lacs, unless otherwise stated)

Particulars	As at 31st March, 2025	As at 31st March, 2024 (Restated)	As at 01/04/2023 (Restated)
<b>5. Loan</b>			
Others			
Loan to Employee	10.51	13.68	15.76
<b>Total</b>	<b>10.51</b>	<b>13.68</b>	<b>15.76</b>

Particulars	As at 31st March, 2025	As at 31st March, 2024 (Restated)	As at 01/04/2023 (Restated)
Loan receivable considered good - secured	-	-	-
Loan receivable considered good - unsecured	10.51	13.68	15.76
Loan receivable -significant increase in credit risk	-	-	-
Loan receivable - credit impaired	-	-	-

Particulars	As at 31st March, 2025	As at 31st March, 2024 (Restated)	As at 01/04/2023 (Restated)
<b>6. Other Financial Assets</b>			
Security Deposits			
Security Deposits	532.03	300.43	248.79
Deposits with bank having maturity more than 1 year.	157.32	83.09	64.62
<b>Total</b>	<b>689.35</b>	<b>383.52</b>	<b>313.41</b>

Particulars	As at 31st March, 2025	As at 31st March, 2024 (Restated)	As at 01/04/2023 (Restated)
<b>7. Inventories</b>			
(Valued at the lower of cost or net realisable value)			
a) Raw Materials	3,216.13	2,998.34	2,644.43
b) Stock In Process	908.36	697.06	606.87
c) Scrap	-	1.60	0.01
d) Finished Goods	295.69	271.63	165.64
e) Consumable	143.44	162.45	137.17
<b>Total</b>	<b>4,563.62</b>	<b>4,131.09</b>	<b>3,554.11</b>




**TECHNO INDUSTRIES PRIVATE LIMITED**  
(All amounts in ₹. Lacs, unless otherwise stated)

**Details of Inventory**

Particulars	As at 31st March, 2025	As at 31st March, 2024 (Restated)	As at 01/04/2023 (Restated)
<b>Raw Materials</b>			
Rail	88.17	115.10	75.79
Steel	651.29	588.01	560.41
Electric Items	511.05	468.82	325.85
Door	405.77	318.50	270.72
Wire	133.53	143.97	104.49
Others	1,426.32	1,363.93	1,307.17
<b>Semi Finished Goods &amp; Work In Progress</b>			
Header	32.68	19.03	22.66
Others	875.68	678.03	584.21
<b>Finished Stock</b>			
Elevators	57.86	47.00	62.94
Submersible	237.83	224.63	102.69
<b>Consumables</b>			
Tools and Store	79.79	57.88	59.00
Others	63.65	104.57	78.17

Particulars	As at 31st March, 2025	As at 31st March, 2024 (Restated)	As at 01/04/2023 (Restated)
<b>8. Trade Receivables ( Current )</b>			
<b>Trade receivables</b>			
Unsecured & Considered Good	6,946.52	7,256.53	7,396.67
Unsecured & Considered Doubtful	-	-	-
Less : Allowance for bad and doubtful debts	(6.95)	(7.26)	-
<b>Total</b>	<b>6,939.57</b>	<b>7,249.28</b>	<b>7,396.67</b>

Major customers of the company are government companies procured through tender arrangements. As per the terms of tender, payments are released after completion of site. Completion of site takes a significant time, hence the company has significant outstanding debtors with ageing more than 3 years.



TECHNO INDUSTRIES PRIVATE LIMITED

(All amounts in ₹. Lacs, unless otherwise stated)

Ageing of Trade Receivables

Outstanding for following Periods from due date of Payment as at 31/03/2025

Particulars	Less than 6 Months	6 Months - 1 years	1-2 Years	2-3 Years	More Than 3 Years	Total
I. Undisputed Trade receivables - Consider Good	3,662.58	296.96	670.41	1,210.30	1,099.31	6,939.57
II. Undisputed Trade receivables - Consider Doubtful	-	-	-	-	-	-
III. Disputed Trade receivables - Consider Good	-	-	-	-	-	-
IV. Disputed Trade receivables - Consider Doubtful	-	-	-	-	-	-

For Ageing purpose bill date is taken as due date

Outstanding for following Periods from due date of Payment as at 31/03/2024

Particulars	Less than 6 Months	6 Months-1 years	1-2 Years	2-3 Years	More Than 3 Years	Total
I. Undisputed Trade receivables - Consider Good	4,005.87	527.92	1,412.75	393.70	909.05	7,249.28
II. Undisputed Trade receivables - Consider Doubtful	-	-	-	-	-	-
III. Disputed Trade receivables - Consider Good	-	-	-	-	-	-
IV. Disputed Trade receivables - Consider Doubtful	-	-	-	-	-	-

For Ageing purpose bill date is taken as due date



**TECHNO INDUSTRIES PRIVATE LIMITED**  
(All amounts in ₹. Lacs, unless otherwise stated)

Particulars	As at 31st March, 2025	As at 31st March, 2024 (Restated)	As at 01/04/2023 (Restated)
<b>9. Cash and Cash Equivalents</b>			
<b>Cash and Bank Balances</b>			
Cash on hand	0.30	0.98	0.66
Balance with Banks in current accounts	6.82	502.75	448.24
<b>Total</b>	<b>7.12</b>	<b>503.74</b>	<b>448.90</b>

Particulars	As at 31st March, 2025	As at 31st March, 2024 (Restated)	As at 01/04/2023 (Restated)
<b>10. Other Bank Balances</b>			
Deposits with bank	575.09	489.28	426.59
<b>Total</b>	<b>575.09</b>	<b>489.28</b>	<b>426.59</b>

Particulars	As at 31st March, 2025	As at 31st March, 2024 (Restated)	As at 01/04/2023 (Restated)
<b>11. Loans ( Current )</b>			
Advance to employees	30.38	28.56	28.18
<b>Total</b>	<b>30.38</b>	<b>28.56</b>	<b>28.18</b>

Particulars	As at 31st March, 2025	As at 31st March, 2024 (Restated)	As at 01/04/2023 (Restated)
Loan receivable considered good - secured	-	-	-
Loan receivable considered good - unsecured	30.38	28.56	28.18
Loan receivable -significant increase in credit risk	-	-	-
Loan receivable - credit impaired	-	-	-

Particulars	As at 31st March, 2025	As at 31st March, 2024 (Restated)	As at 01/04/2023 (Restated)
<b>12. Other Current Assets</b>			
Advance to Suppliers of Goods	9.41	22.86	24.99
Advance to Suppliers of Expenses	8.00	2.21	2.66
Balance with Statutory Authorities	52.04	29.30	47.61
Pre-paid Expenses	25.49	39.38	14.86
ABD Diamonds Pvt Ltd	-	141.68	-
<b>Other Receivable</b>			
Interest Receivable	0.98	0.98	0.49
<b>Total</b>	<b>95.92</b>	<b>236.40</b>	<b>90.60</b>

Balance with statutory authorities includes balances with GST and Income Tax Department.

Particulars	As at 31st March, 2025	As at 31st March, 2024 (Restated)	As at 01/04/2023 (Restated)
<b>13.1 Equity Share Capital</b>			
<b>Authorised Share Capital</b>			
1,50,00,000 Equity Shares of ₹ 10 each	150,000,000	150,000,000	150,000,000
<b>Issued, Subscribed &amp; Paid up Share Capital</b>			
1,24,99,999 Equity Shares of ₹ 10 each	124,999,990	124,999,990	124,999,990
<b>Total</b>	<b>124,999,990</b>	<b>124,999,990</b>	<b>124,999,990</b>

Note : Number of Shares and Share capital has not been denominated into thousands and the same is shown in actual figures.



**TECHNO INDUSTRIES PRIVATE LIMITED**  
(All amounts in ₹. Lacs, unless otherwise stated)

Particulars	As at 31st March, 2025	As at 31st March, 2024 (Restated)	As at 01/04/2023 (Restated)
<b>13.2 Reconciliation of the number of Shares</b>	No. of Shares	No. of Shares	No. of Shares
Opening balance	12,499,999	12,499,999	12,499,999
Issue of Shares during the year	-	-	-
Buy Back of Shares	-	-	-
<b>Closing balance</b>	<b>12,499,999</b>	<b>12,499,999</b>	<b>12,499,999</b>

Particulars	As at 31st March, 2025	As at 31st March, 2024 (Restated)	As at 01/04/2023 (Restated)
<b>13.3 Details of shares held by shareholders holding more than 5% of the aggregate shares in the Company</b>	No. of Shares & % Held	No. of Shares & % Held	No. of Shares & % Held
<b>Equity Shares with Voting rights :</b>			
Lloyds Engineering Works Limited	9,625,000 77.00%	- 0.00%	- 0.00%
Bharatbhai Jivanlal Patel	2,572,199 20.58%	12,197,099 97.58%	12,197,099 97.58%
Others	302,800 2.42%	302,900 2.42%	302,900 2.42%


13.4 Details of shares held by promoters at the end of the year :			
Class of Shares/Name of Promoters	No. Of Shares	% of Total Shares	% Change during the year
<b>2024 - 25</b>			
<b>Equity shares with voting rights</b>			
Lloyds Engineering Works Limited	9,625,000	77.00%	77.00%
<b>TOTAL</b>	<b>9,625,000</b>	<b>77.00%</b>	
<b>2023 - 24</b>			
Bharatbhai J. Patel	12,197,099	97.58%	0.00%
Ritaben B. patel	302,800	2.42%	0.00%
Rajiv J. Patel	100	0.00%	0.00%
<b>TOTAL</b>	<b>12,499,999</b>	<b>100.00%</b>	

**13.5 Rights, preferences and restrictions attached to shares**

**Equity shares**

The Company has only one class of equity shares having a par value of ₹ 10/- per share. Each shareholder is eligible for one vote per share. In the event of liquidation, the equity shareholders are eligible to receive the remaining assets of the Company, after distribution of all preferential amounts, in proportion of their shareholding.

Particulars	As at 31st March, 2025	As at 31st March, 2024 (Restated)	As at 01/04/2023 (Restated)
<b>14. Other Equity</b>			
<b>Surplus in the Statement of Profit and Loss - Retained Earnings</b>			
At the commencement of the year	4,531.98	3,613.41	3,613.41
Add : Surplus during the year	327.27	918.57	-
Remeasurement of defined employee benefit plans	(22.50)	-	-
Less : Appropriations	-	-	-
Final Dividend on Equity Shares	-	-	-
Interim Dividend on Equity Shares	-	-	-
Tax on Dividends	-	-	-
At the end of the year	4,836.75	4,531.98	3,613.41
<b>Securities Premium Account</b>	<b>1,624.87</b>	<b>1,624.87</b>	<b>1,624.87</b>
<b>Total</b>	<b>6,461.63</b>	<b>6,156.86</b>	<b>5,238.29</b>



**TECHNO INDUSTRIES PRIVATE LIMITED**  
(All amounts in ₹. Lacs, unless otherwise stated)

Particulars	As at 31st March, 2025	As at 31st March, 2024 (Restated)	As at 01/04/2023 (Restated)
<b>9. Cash and Cash Equivalents</b>			
<b>Cash and Bank Balances</b>			
Cash on hand	0.30	0.98	0.66
Balance with Banks in current accounts	6.82	502.75	448.24
<b>Total</b>	<b>7.12</b>	<b>503.74</b>	<b>448.90</b>

Particulars	As at 31st March, 2025	As at 31st March, 2024 (Restated)	As at 01/04/2023 (Restated)
<b>10. Other Bank Balances</b>			
Deposits with bank	575.09	489.28	426.59
<b>Total</b>	<b>575.09</b>	<b>489.28</b>	<b>426.59</b>

Particulars	As at 31st March, 2025	As at 31st March, 2024 (Restated)	As at 01/04/2023 (Restated)
<b>11. Loans ( Current )</b>			
Advance to employees	30.38	28.56	28.18
<b>Total</b>	<b>30.38</b>	<b>28.56</b>	<b>28.18</b>

Particulars	As at 31st March, 2025	As at 31st March, 2024 (Restated)	As at 01/04/2023 (Restated)
Loan receivable considered good - secured	-	-	-
Loan receivable considered good - unsecured	30.38	28.56	28.18
Loan receivable -significant increase in credit risk	-	-	-
Loan receivable - credit impaired	-	-	-

Particulars	As at 31st March, 2025	As at 31st March, 2024 (Restated)	As at 01/04/2023 (Restated)
<b>12. Other Current Assets</b>			
Advance to Suppliers of Goods	9.41	22.86	24.99
Advance to Suppliers of Expenses	8.00	2.21	2.66
Balance with Statutory Authorities	52.04	29.30	47.61
Pre-paid Expenses	25.49	39.38	14.86
ABD Diamonds Pvt Ltd	-	141.68	-
<b>Other Receivable</b>			
Interest Receivable	0.98	0.98	0.49
<b>Total</b>	<b>95.92</b>	<b>236.40</b>	<b>90.60</b>

Balance with statutory authorities includes balances with GST and Income Tax Department.

Particulars	As at 31st March, 2025	As at 31st March, 2024 (Restated)	As at 01/04/2023 (Restated)
<b>13.1 Equity Share Capital</b>			
<b>Authorised Share Capital</b>			
1,50,00,000 Equity Shares of ₹ 10 each	150,000,000	150,000,000	150,000,000
<b>Issued, Subscribed &amp; Paid up Share Capital</b>			
1,24,99,999 Equity Shares of ₹ 10 each	124,999,990	124,999,990	124,999,990
<b>Total</b>	<b>124,999,990</b>	<b>124,999,990</b>	<b>124,999,990</b>

Note : Number of Shares and Share capital has not been denominated into thousands and the same is shown in actual figures.



**TECHNO INDUSTRIES PRIVATE LIMITED**  
(All amounts in ₹. Lacs, unless otherwise stated)

Particulars	As at 31st March, 2025	As at 31st March, 2024 (Restated)	As at 01/04/2023 (Restated)
<b>13.2 Reconciliation of the number of Shares</b>	No. of Shares	No. of Shares	No. of Shares
Opening balance	12,499,999	12,499,999	12,499,999
Issue of Shares during the year	-	-	-
Buy Back of Shares	-	-	-
<b>Closing balance</b>	<b>12,499,999</b>	<b>12,499,999</b>	<b>12,499,999</b>

Particulars	As at 31st March, 2025	As at 31st March, 2024 (Restated)	As at 01/04/2023 (Restated)
<b>13.3 Details of shares held by shareholders holding more than 5% of the aggregate shares in the Company</b>	No. of Shares & % Held	No. of Shares & % Held	No. of Shares & % Held
Equity Shares with Voting rights :			
Lloyds Engineering Works Limited	9,625,000 77.00%	- 0.00%	- 0.00%
Bharatbhai Jivanlal Patel	2,572,199 20.58%	12,197,099 97.58%	12,197,099 97.58%
Others	302,800 2.42%	302,900 2.42%	302,900 2.42%

13.4 Details of shares held by promoters at the end of the year :			
Class of Shares/Name of Promoters	No. Of Shares	% of Total Shares	% Change during the year
2024 - 25			
Equity shares with voting rights			
Lloyds Engineering Works Limited	9,625,000	77.00%	77.00%
Bharatbhai Jivanlal Patel	2,572,199	20.58%	-77.00%
Ritaben B. Patel	302,800	2.42%	0.00%
Rajiv J. Patel	-	0.00%	0.00%
<b>TOTAL</b>	<b>12,499,999</b>	<b>100%</b>	
2023 - 24			
Bharatbhai J. Patel	12,197,099	97.58%	0.00%
Ritaben B. patel	302,800	2.42%	0.00%
Rajiv J. Patel	100	0.00%	0.00%
<b>TOTAL</b>	<b>12,499,999</b>	<b>100.00%</b>	

**13.5 Rights, preferences and restrictions attached to shares**

**Equity shares**

The Company has only one class of equity shares having a par value of ₹ 10/- per share. Each shareholder is eligible for one vote per share. In the event of liquidation, the equity shareholders are eligible to receive the remaining assets of the Company, after distribution of all preferential amounts, in proportion of their shareholding.

Particulars	As at 31st March, 2025	As at 31st March, 2024 (Restated)	As at 01/04/2023 (Restated)
<b>14. Other Equity</b>			
<b>Surplus in the Statement of Profit and Loss - Retained Earnings</b>			
At the commencement of the year	4,531.98	3,613.41	3,613.41
Add : Surplus during the year	327.27	918.57	-
Remeasurement of defined employee benefit plans	(22.50)	-	-
Less : Appropriations	-	-	-
Final Dividend on Equity Shares	-	-	-
Interim Dividend on Equity Shares	-	-	-
Tax on Dividends	-	-	-
At the end of the year	4,836.75	4,531.98	3,613.41
<b>Securities Premium Account</b>	<b>1,624.87</b>	<b>1,624.87</b>	<b>1,624.87</b>
<b>Total</b>	<b>6,461.63</b>	<b>6,156.86</b>	<b>5,238.29</b>



**TECHNO INDUSTRIES PRIVATE LIMITED**  
(All amounts in ₹. Lacs, unless otherwise stated)

**14.1 Nature and purpose of Reserves**

**Retained Earnings**

Retained earnings represents the amount of profits of the Company earned till date net of appropriation that can be distributed by the Company as dividends considering the requirements of the Companies Act, 2013.

Particulars	As at 31st March, 2025	As at 31st March, 2024 (Restated)	As at 01/04/2023 (Restated)
<b>15. Borrowings ( Non Current )</b>			
Unsecured			
Inter-Corporate Deposits	1,105.44	-	60.40
From Related Parties	-	27.15	23.41
Secured			
From Banks:			
HDFC Term Loan	-	-	30.92
<b>Total</b>	<b>1,105.44</b>	<b>27.15</b>	<b>114.73</b>


Company has taken unsecured Inter corporate loan from ABD Diamonds Private Limited at a interest rate of 8.00% p.a. and the same is repayable on demand.

Company has taken unsecured intercorporate loan from Pragya Realty Developers Private Limited at a interest rate of 8.00% p.a. and the same is repayable on or before three years from the date of receipt of loan.

Particulars	Non Current		
	As at 31st March, 2025	As at 31st March, 2024 (Restated)	As at 01/04/2023 (Restated)
<b>16. Lease Liabilities - Non Current</b>			
Lease Liabilities for Right to use of Assets	1,137.79	-	-
<b>Total</b>	<b>1,137.79</b>	<b>-</b>	<b>-</b>

Particulars	Current		
	As at 31st March, 2025	As at 31st March, 2024 (Restated)	As at 01/04/2023 (Restated)
<b>16(i). Lease Liabilities - Current</b>			
Lease Liabilities for Right to use of Assets	39.59	-	-
<b>Total</b>	<b>39.59</b>	<b>-</b>	<b>-</b>

Particulars	As at 31st March, 2025	As at 31st March, 2024 (Restated)	As at 01/04/2023 (Restated)
<b>17. Provisions ( Non-Current )</b>			
Provision for Leave Encashment (Refer note 49)	36.93	139.82	118.19
<b>Total</b>	<b>36.93</b>	<b>139.82</b>	<b>118.19</b>



**TECHNO INDUSTRIES PRIVATE LIMITED**  
(All amounts in ₹. Lacs, unless otherwise stated)

Particulars	As at 31st March, 2025	As at 31st March, 2024 (Restated)	As at 01/04/2023 (Restated)
<b>18. Deferred Tax Liabilities ( Net )</b>			
<b>Deferred Tax Liabilities</b>			
Property, Plant and Equipment	90.27	88.63	86.20
Expense claimed for tax purpose on payment basis	-	-	-
<b>Deferred Tax Assets</b>			
Unabsorbed Depreciation & c/f loss	-	-	-
Expense claimed for tax purpose on payment basis	63.22	60.22	45.48
Deferred Tax Assets on Gratuity on OCI (Refer note 48)	7.57	-	-
<b>Total</b>	<b>19.49</b>	<b>28.42</b>	<b>40.72</b>


Particulars	As at 31st March, 2025	As at 31st March, 2024 (Restated)	As at 01/04/2023 (Restated)
<b>19. Other non current liabilities</b>			
<b>Other Deposits :</b>			
- Security Deposit from Dealers/Distributors	11.32	11.19	13.30
<b>Total</b>	<b>11.32</b>	<b>11.19</b>	<b>13.30</b>

Particulars	As at 31st March, 2025	As at 31st March, 2024 (Restated)	As at 01/04/2023 (Restated)
<b>20. Borrowings ( Current )</b>			
<b>Loan Repayable on demand</b>			
<b>From banks</b>			
HDFC Bank	1,439.96	1,780.42	1,982.47
ICICI Bank	-	454.73	-
<b>Total</b>	<b>1,439.96</b>	<b>2,235.15</b>	<b>1,982.47</b>

Cash credit account with HDFC Bank is secured by primary charge on Stock and Fixed Deposits, further by way of Personal guarantees from director Mr. Bharat Patel and by hypothecation of all present and future current assets in the form of Stocks and Fixed Deposits. Non Agricultural Land situated at Oganaj, Ahmedabad owned by Director Bharat J. Patel and Land and Building namely Techno House owned by the company. The interest rate on cash credit as on 31.03.2025 is 9.35 % p.a.

Overdraft account with ICICI Bank is secured by primary charge on Movable Fixed Assets, Current Assets, Immovable Fixed Asset being 1. Office situated at Netvision House, Sub Plot -4, Near Parimal Railway Crossing, and 2. Non Agricultural Plot at Ognaj and further by way of Personal guarantees from director Mr. Bharat Patel and relative of director Mr. Archan Patel. Company has discontinued overdraft facility with ICICI Bank.

Particulars	As at 31st March, 2025	As at 31st March, 2024 (Restated)	As at 01/04/2023 (Restated)
<b>21. Trade Payables ( Current )</b>			
Trade Payables For Goods	3,045.37	3,266.71	3,497.84
Trade Payables For Expenses	184.68	163.37	187.99
<b>Total</b>	<b>3,230.05</b>	<b>3,430.08</b>	<b>3,685.83</b>



TECHNO INDUSTRIES PRIVATE LIMITED

(All amounts in ₹. Lacs, unless otherwise stated)

Ageing and Bifurcation of Trade Payables

Outstanding for following Periods from due date of Payments  
as at 31/03/2025

Particulars	Less than 1 Years	1-2 Years	2-3 Years	More Than 3 Years	Total
MSME - Undisputed Dues	344.98	-	-	-	344.98
MSME - Disputed Dues	-	-	-	-	-
Others - Undisputed Dues	2,873.77	4.62	3.95	2.73	2,885.07
Others - Disputed Dues	-	-	-	-	-

For Ageing purpose bill date is taken as due date

Outstanding for following Periods from due date of Payments  
as at 31/03/2024

Particulars	Less than 1 Years	1-2 Years	2-3 Years	More Than 3 Years	Total
MSME - Undisputed Dues	387.16	-	-	-	387.16
MSME - Disputed Dues	-	-	-	-	-
Others - Undisputed Dues	3,031.06	6.97	1.06	3.84	3,042.93
Others - Disputed Dues	-	-	-	-	-

For Ageing purpose bill date is taken as due date



**TECHNO INDUSTRIES PRIVATE LIMITED**  
(All amounts in ₹. Lacs, unless otherwise stated)

Particulars	As at 31st March, 2025	As at 31st March, 2024 (Restated)	As at 01/04/2023 (Restated)
<b>22. Other Financial Liabilities (Current)</b>			
<b>Current Maturities of Long Term Debt</b>			
HDFC Term Loan ( GECL )	-	32.78	87.83
Accrued Interest Payable On Loans	-	1.68	0.63
<b>Total</b>	-	<b>34.4632</b>	<b>88.46</b>


HDFC Bank (GECL. Loan) - Guaranteed Emergency Credit Line (GECL) is sanctioned in terms of Government of India, by way of Working Capital Term Loan. The facility is covered by 100% Guarantee from NCGTC (National Credit Guarantee Trustee Company Limited (Ministry of Finance, Government of India) and is Guaranteed by Director Mr. Bharat J. Patel. The total tenor of loan is 48 Months with 12 months of moratorium period. Furthermore, the loan is secured by way of extension of second ranking charge over existing primary and collateral, securities including mortgages created in favor of the Bank namely, Residential Bungalow of Director Mr. Bharat Patel and Techno House, Fixed Deposits, Personal Guarantees, Stock, Book Debts. The loan is squared off during the year.

Particulars	As at 31st March, 2025	As at 31st March, 2024 (Restated)	As at 01/04/2023 (Restated)
<b>23. Provisions ( Current )</b>			
<b>Provision for employees benefits</b>			
Provision for Employee Payable	364.68	259.99	210.80
Provision for Leave Encashment (Refer Note 49)	0.23	-	-
<b>Others</b>			
Provision For Expenses	43.10	27.88	27.45
Provision for Warranty Expenses	32.24	34.31	22.89
<b>Total</b>	<b>440.25</b>	<b>322.18</b>	<b>261.14</b>

A provision is recognized for expected warranty claims on products sold during the year, based on past experience of the level of repairs and returns. It is expected that these costs will be incurred in next financial year. Assumptions used to calculate the provisions for warranties were based on current sales level and current information available about repairs based on the one year warranty period for all the products sold. During current financial year, provision has been made based on estimated expense of repairs, material cost and travel cost.

Particulars	As at 31st March, 2025	As at 31st March, 2024 (Restated)	As at 01/04/2023 (Restated)
<b>24. Other Current Liabilities</b>			
TDS payable	13.64	12.18	11.18
Advance Received from Customers	604.59	624.42	608.49
GST Payable	201.41	247.22	127.53
Other Statutory Dues	23.73	21.76	17.02
Pre-Received Interest Income (Staff Loan)	3.58	-	-
<b>Total</b>	<b>846.95</b>	<b>905.58</b>	<b>764.22</b>

Particulars	As at 31st March, 2025	As at 31st March, 2024 (Restated)	As at 01/04/2023 (Restated)
<b>25. Current Tax Liabilities</b>			
Provision for Income Tax	8.06	121.39	138.29
<b>Total</b>	<b>8.06</b>	<b>121.39</b>	<b>138.29</b>



**TECHNO INDUSTRIES PRIVATE LIMITED**  
(All amounts in ₹. Lacs, unless otherwise stated)

Particulars	As at 31st March, 2025	As at 31st March, 2024 (Restated)
<b>26. Revenue from Operations</b>		
Elevators and Spares	11,135.63	12,608.23
Submersible and Spares	2,869.13	2,657.91
Sale of Services	1,297.12	1,237.23
Sale of Scrap	202.52	228.21
<b>Total</b>	<b>15,504.40</b>	<b>16,731.58</b>


Particulars	As at 31st March, 2025	As at 31st March, 2024 (Restated)
<b>27. Other Income</b>		
Freight, Packing, Inspection and Other Charges	26.03	22.24
Duty Drawback Income	5.83	2.36
Foreign Exchange (Loss)/Gain	1.18	7.92
Excess Provision Written off	144.22	1.13
Interest Income	54.69	46.54
<b>Total</b>	<b>231.95</b>	<b>80.19</b>

Particulars	As at 31st March, 2025	As at 31st March, 2024 (Restated)
<b>28. Cost of Materials Consumed</b>		
Opening Balance of Raw Materials	2,998.34	2,644.43
Purchase of Raw Materials and Purchase Expenses	10,627.13	11,579.43
Custom Duty & Clearing Charges	59.78	64.26
Freight Forwarding, Packing & Transportation	83.96	83.97
Less : Closing Balance of Raw Materials	(3,216.13)	(2,998.34)
<b>Total</b>	<b>10,553.08</b>	<b>11,373.76</b>

Particulars	As at 31st March, 2025	As at 31st March, 2024 (Restated)
<b>29. Changes in Inventories</b>		
<b>Finished Goods</b>		
Opening Balance	271.63	165.64
Less : Closing Balance	(295.69)	(271.63)
<b>Work In Progress</b>		
Opening Balance	697.06	606.87
Less : Closing Balance	(908.36)	(697.06)
<b>Consumables</b>		
Opening Balance	162.45	137.17
Less : Closing Balance	(143.44)	(162.45)
<b>Scrap</b>		
Opening Balance	1.60	0.01
Less : Closing Balance	-	(1.60)
<b>Total</b>	<b>(214.75)</b>	<b>(223.07)</b>




Particulars	As at 31st March, 2025	As at 31st March, 2024 (Restated)
<b>30. Employee Benefit Expenses</b>		
Salaries and Wages	2,182.32	1,931.97
Contribution to Provident Fund and Other Funds	136.87	130.09
Gratuity Exps	35.15	35.59
Leave Encashment Exps	-	55.04
Staff Welfare Expenses	95.28	65.79
Recruitment Charges	7.49	-
Staff Incentive / Exgratia	119.64	-
<b>Total</b>	<b>2,576.75</b>	<b>2,218.48</b>



Particulars	As at 31st March, 2025	As at 31st March, 2024 (Restated)
<b>31. Manufacturing and Other Expenses</b>		
Administrative Expenses	98.51	88.71
Payment to Auditors (Refer Detail Below)	23.00	15.53
Bad Debts Written Off/Provision for Bad Debts	7.98	10.00
Consumption Of Stores & Spare Parts	13.08	20.78
CSR & Donation Expenes	26.25	16.82
Insurance	12.94	11.51
Legal & Professional Expenses	74.28	30.61
Loading and Unloading Expenses	26.88	29.12
Manufacturing Expenses	981.60	1,065.44
Miscellaneous Expenses	3.22	2.31
Power & Fuel	83.29	88.92
Rates and taxes (excluding taxes on income)	53.04	54.28
Rent	4.48	11.32
Repairs to Others	23.92	25.59
Repairs to Building	7.38	4.00
Repairs to Plant & Machinery	1.65	0.53
Sales Commission	14.50	22.54
Selling and Distribution Expenses	167.37	185.17
Travelling & Conveyance Expenses	164.93	120.88
Warranty Exps	32.24	34.31
Assets Value Written off	16.68	2.45
Profit on Sales of Fixed Assets	1.35	0.03
Sundry Balances Written Off	2.71	(2.04)
VAT Assessment Expenses	-	9.62
ESIC Appeal Expense	8.03	-
<b>Total</b>	<b>1,849.31</b>	<b>1,848.41</b>


**Payments to Auditor**

Particulars	As at 31st March, 2025	As at 31st March, 2024 (Restated)
<b>As Auditor:</b>		
Audit Fees	11.00	11.00
Tax Audit Fees	2.00	2.00
<b>In Other Capacity :</b>		
Certification and Assesment Charges	10.00	2.53
<b>Total</b>	<b>23.00</b>	<b>15.53</b>



Particulars	As at 31st March, 2025	As at 31st March, 2024 (Restated)
<b>32. Finance Costs</b>		
Bank and Processing Charges	74.08	45.75
Interest Expense on Bank Loans	185.26	166.59
Interest Expense on Other Loans	11.44	16.75
Finance Cost on Right to use of Asset	47.76	-
<b>Total</b>	<b>318.54</b>	<b>229.10</b>

Particulars	As at 31st March, 2025	As at 31st March, 2024 (Restated)
<b>33. Depreciation and Amortisation Expense</b>		
Depreciation on Property, Plant and Equipments	73.43	51.07
Depreciation on ROU	38.74	-
Amortization on Intangible Assets	89.65	89.61
<b>Total</b>	<b>201.82</b>	<b>140.69</b>



## TECHNO INDUSTRIES PRIVATE LIMITED

(All amounts in ₹ Lacs, except share data per share data and unless otherwise stated)

### 34 Segment Reporting :

#### Business Segments

The company is manufacturing two different type of products 1) Elevators and its spare parts & 2) Submersible Pumps. In view of this, the company has to consider "Elevator Division" and "Submersible Division" as Primary Reportable segments, as per "Indian Accounting Standard -108 "Operating Segment".

Particulars	For year ended on 31/03/2025 (₹)	For Year ended on 31/03/2024 (₹)
<b>Segment Revenue</b>		
Elevators and AMC Service	12,432.75	14,117.94
Motors and Pumps	2,869.13	2,614.64
<b>TOTALS</b>	<b>15,301.88</b>	<b>16,732.58</b>

#### Geographical Segments

The company has made negligible sales outside India. Hence company has only one geographical segment.

### 35 Debtors Balances

As a part of audit process, we have asked confirmations from debtors. However, we have not received any confirmation from debtors till the date of audit report. In the absence of the debtors confirmation, the balance of debtors is subject to confirmation and adjustments.

### 36 Bonus Policy

Provision for Bonus is made by adhering the provisions of Payment of Bonus Act.

Particulars	For year ended on 31/03/2025 (₹)	For Year ended on 31/03/2024 (₹)
Bonus / Staff incentive/ Ex Gratia	201.11	78.06

Company pays Bonus @8.33 % of Minimum Basic Wages which is in compliance with Payment of Bonus Act, 1965. Furthermore, the company has made provision for exgratia bonus to employees.

### 37 Corporate Social Responsibility in terms of Section 135 of Companies Act, 2013


Particulars	For year ended on 31/03/2025 (₹)	For Year ended on 31/03/2024 (₹)
Amount unspent at the Start of the Year (i.e. provision at the start of the year)	-	-
Add: Provision for Current year	21.25	13.80
Amount spent during the year	21.25	13.80
Amount yet to be spent (i.e. Provision at the year end)	-	-

### 38 Small & Micro Enterprise Disclosure

Under Micro Small & Medium Enterprise Act, 2006, A company is required to disclose the details of outstanding payment due to Micro, Small & Medium Enterprise Creditors. As per the information and explanation provided to us and based on verification of details provided, ₹ Nil /- outstanding for payment for more than 45 days from the due date of its payment as at 31.03.2025.

### 39 Value of imports calculated on CIF basis

Particulars	For year ended on 31/03/2025 (₹)	For Year ended on 31/03/2024 (₹)
Raw Materials and Components	507	536
	507	536



(All amounts in ₹ Lacs, except share data per share data and unless otherwise stated)

#### 40 Earnings in foreign currency (accrual basis)

Particulars	For year ended on 31/03/2025 (₹)	For Year ended on 31/03/2024 (₹)
Export of Goods and Freight Income	86.72	176.82
	86.72	176.82

#### 41 Expenditure in foreign currency (accrual basis)

Company has not incurred any expenditure in foreign currency during the year under review.

#### 42 Imported and indigenous raw materials, components and spare parts consumed

Particulars	% of Consumption		(₹)	
	For year ended on 31/03/2025	For Year ended on 31/03/2024	For year ended on 31/03/2025	For Year ended on 31/03/2024
Raw material and Components				
Imported	5.48%	4.99%	578.67	567.76
Indigenously obtained	94.52%	95.01%	9,974.42	10,805.99
	100.00%	100.00%	10,553.09	11,373.76

#### 43 Earnings per Share

Particulars	For year ended on 31/03/2025 (₹)	For Year ended on 31/03/2024 (₹)
Net profit/(loss) as per Statement of Profit & Loss after tax and prior period items	304.76	918.57
Weighted average number of equity shares considered in calculation of basic and dilutes EPS #	12,499,999	12,499,999
Basic and diluted earnings/(loss) per share	2.44	7.35
Nominal Value per Share (₹)	10.00	10.00

# Number of shares s not denominated in lakhs.

#### 44 Financial Instruments

##### Financial Instruments Classification by Category

(₹ in Lacs)

	For year ended on 31/03/2025	For Year ended on 31/03/2024	As at 1st April, 2023
<b>Financial Assets</b>			
Financial Assets measured at amortized cost			
Loans	40.89	42.24	43.94
Trade Receivables	6,939.57	7,249.28	7,396.67
Cash and Cash Equivalents	7.12	503.74	448.90
Other Bank Balances	575.09	489.28	426.59
Other Financial Assets	689.35	383.52	313.41
<b>Total Financial Assets</b>	<b>8,252.02</b>	<b>8,668.05</b>	<b>8,629.51</b>

(₹ in Lacs)

	For year ended on 31/03/2025	For Year ended on 31/03/2024	As at 1st April, 2023
<b>Financial Liabilities</b>			
Financial Liabilities measured at amortized cost			
Borrowings	2,545.40	2,262.30	2,097.20
lease Liabilities	1,177.38	-	-
Trade Payables	3,230.05	3,430.08	3,685.83
Other Financial Liabilities	-	34.46	88.46
<b>Total Financial Liabilities</b>	<b>6,952.83</b>	<b>5,726.84</b>	<b>5,871.48</b>



(All amounts in ₹ Lacs, except share data per share data and unless otherwise stated)

The Company has disclosed financial instruments such as cash and cash equivalents, other bank balances, trade receivables, loans, other financial assets, borrowings, trade payables and other financial liabilities at carrying value because their carrying amounts are a reasonable approximation of the fair values.

#### 45 Financial Risk Management

The Company's activities expose it to market risk, liquidity risk and credit risk.

##### A) Credit Risk Management :

Credit risk refers to risk that a counterparty will default on its contractual obligations resulting in financial loss to the Company. Credit risk arises primarily from financial assets such as trade receivables, investment in equity instruments, , other balances with banks, loans and other receivables.

Credit risk arising from other balances with banks is limited and there is no collateral held against these because the counterparties are banks and recognised financial institutions with high credit ratings assigned by the international credit rating agencies.

##### B) Liquidity Risk Management :

Prudent liquidity risk management implies maintaining sufficient cash and marketable securities and the availability of funding through an adequate amount of committed credit facilities to meet obligations when due and to close out market positions. Due to the dynamic nature of the underlying businesses, Company treasury maintains flexibility in funding by maintaining availability at all times.

Management monitors rolling forecasts of the Company's liquidity position and cash and cash equivalents on the basis of expected cash flows. In addition, the Company's liquidity management policy involves projecting cash flows in major currencies and considering the level of liquid assets necessary to meet these, monitoring balance sheet liquidity ratios against internal and external regulatory requirements and maintaining debt financing plans.

Maturities of financial instruments as on 31.03.2025

(₹ in Lacs)

	Within 12 months	After 12 Months
<b>Financial Assets</b>		
Trade Receivables	6,939.57	-
Other Bank Balances	575.09	-
Loans	30.38	10.51
Other Financial Assets	-	689.35
<b>Financial Liabilities</b>		
Borrowings	1,439.96	1,105.44
Trade Payables	3,230.05	-
Lease Liabilities	39.59	1,137.79

Maturities of financial instruments as on 31.03.2024

(₹ in Lacs)

	Within 12 months	After 12 Months
<b>Financial Assets</b>		
Trade Receivables	7,249.28	-
Other Bank Balances	489.28	-
Loans	28.56	13.68
Other Financial Assets	-	383.52
<b>Financial Liabilities</b>		
Borrowings	2,235.15	27.15
Trade Payables	3,430.08	-
Other Financial Liabilities	34.46	-



(All amounts in ₹ Lacs, except share data per share data and unless otherwise stated)

C) Market Risk Management :

Foreign Currency Risk :

The Company operates internationally and is exposed to foreign exchange risk arising from foreign currency transactions, primarily with respect to the USD. Foreign exchange risk arises from future commercial transactions and recognised assets and liabilities denominated in a currency that is not the Company's functional currency (INR). The risk is measured through a forecast of highly probable foreign currency cash flows.

The year end foreign exposures that have not been hedged by a derivative instrument or otherwise are given below:

Particulars	Foreign Currency
	USD
<b>Current Year</b>	
Trade Payables - in Foreign Currency (full figures)	15,288.00
Trade Payables - (Rs in Lakhs)	13.06
<b>Previous Year</b>	
Trade Payables - in Foreign Currency (full figures)	-
Trade Payables - (Rs in Lakhs)	-

No forward contracts were entered into by the Company either during the year or previous years since the Company has very minimum exposure to foreign currency risk as stated in above table.


Foreign Currency Sensitivity

Particulars	Change in Currency Exchange Rate	Effect on (Profit)/Loss Before Tax	Effect on Equity (OCI)
<b>For the year ended 31st March, 2025</b>			
USD	5%	0.65	-
	-5%	(0.65)	-
<b>For the year ended March 31, 2024</b>			
USD	5%	-	-
	-5%	-	-

46 Contingent Liabilities and Commitments

Particulars	For year ended on 31/03/2025 (₹)	For Year ended on 31/03/2024 (₹)
<b>Contingent Liabilities</b>		
A) Guarantees		
Guarantees issued by the Company's Bankers on behalf of the Company	1,888.29	1,940.94
B) VAT and CST Act - 2013 - 14	37.78	37.78
C) Employee State Insurance Act	-	31.50
D) Income Tax Act - Appeals - FY 2013 - 14	271.09	271.09
E) Income Tax Act - Appeals - FY 2015 - 16	155.82	-
F) Income Tax Act (TDS Default) 2008-09 to 2023-24	2.22	4.80

\* The amount assess as contingent liability includes interest component calculated as at reporting period that could be claimed by counter parties.



TECHNO INDUSTRIES PRIVATE LIMITED

( All amounts in ₹ Lakhs, except Share Data, Per Share Data and where otherwise stated )

47. Details of KMP and Relative of KMP and Transaction made with Related Parties for the Financial Year 2024 - 25

List of Related Parties with whom transactions has occurred during the reporting period or comparative period.

Key Management Personnel	Nature of Relationship	Relative of KMP	Nature of Relationship
Lloyds Engineering Works Limited #	Holding Company	Mohini Patel	Relative of Director
Bharat J Patel	Whole Time Director	Ritaben Patel	Relative of Director
Dasrath D. Mehta *	Whole Time Director	ABD Diamonds Private Limited	Common Directorship
Shailesh N. Shah *	Additional Director	Lloyds Metals And Energy Limited	
Harimohan Namdev *	Company Secretary		
Kalpesh D. Dalvadi *	Company Secretary		
Ritui R. Shah *	Director		
Manveer J. Jhala *	Director		
Kishor Kumar Mohanlal Pradhan #	Additional Director		
Pallavi Prasad Purandare #	Additional Director		

# Lloyds Engineering Works Limited - Holding Company with effect from 15.10.2024

- \* Dasrath D. Mehta - resigned w.e.f. 30.11.2023
- \* Shailesh N. Shah - Appointed w.e.f. 03.08.2023
- \* Ritui R. Shah - Appointed w.e.f. 03.06.2023
- \* Kishor Kumar Mohanlal Pradhan - Appointed w.e.f. 10.01.2025
- \* Kalpesh D. Dalvadi - resigned w.e.f. 22.07.2023
- \* Harimohan Namdev - Appointed w.e.f. 03.08.2023
- \* Manveer J. Jhala - Appointed w.e.f. 03.06.2023
- \* Pallavi Prasad Purandare - Appointed w.e.f. 04.02.2025

Sr No.	Name of the related party	Nature of Transaction	Designation	Year ended on 31.03.2025		Year ended on 31.03.2024	
				Transaction Value	Receivable/(Payable)	Transaction Value	Receivable/(Payable)
1	Bharat J. Patel	Director Remuneration	Whole Time Director	50.57	(5.93)	15.00	(1.00)
		Interest Payment		1.51	-	1.83	-
		Loan Paid		28.66	-	175.78	-
		Loan Taken		-	177.87	(27.15)	
2	Ritui R. Shah	Director Remuneration	Director	12.75	(0.94)	10.59	(1.00)
3	Manveersinh Jhala	Director Remuneration	Director	20.16	(0.75)	14.59	(1.29)
4	Shailesh N. Shah	Consultancy	Director	8.42	(6.37)	5.66	(0.64)
5	Harimohan Namdev	Remuneration	Company Secretary	7.16	(0.61)	4.06	(0.55)
6	Mohini A. Patel	Remuneration	Relative of Director	1.90	-	3.00	(0.25)
7	Ritaben B. Patel	Remuneration	Relative of Director	7.15	-	12.12	(0.61)
8	Dasrath D. Mehta	Consultancy	Director	-	-	1.01	-
9	Kalpesh D. Dalvadi	Remuneration	Director	-	-	2.68	-
	ABD Diamonds Private Limited	Interest Received	Company Secretary	10.84	-	1.61	-
		Interest Paid	Common Director Ship	0.26	-	5.04	-
10		Loan Paid		198.41	-	-	-
		Loan Received		649.86	(300.24)	217.55	141.68
		Rent Expense		51.15	(30.13)	75.87	-
11	Lloyds Engineering Works Limited	Sales	Holding Company	118.94	67.49	-	-
12	Lloyds Metals And Energy Limited	Sales	Common Director Ship	414.88	39.08	-	-



## TECHNO INDUSTRIES PRIVATE LIMITED

### 48. Income Taxes

i. The movement in Deferred Tax Assets and Liabilities during the year is as follows:

(Rs. In Lakhs)

Particulars	31st March, 2025	31st March, 2024	1st April, 2023
Opening balance	(28.42)	(55.64)	(40.72)
Tax (Expense)/ Income Recognised in statement of Profit and Loss	1.36	27.23	-
Tax Income/ (Expense) Recognised in OCI	7.57	-	-
Restatement effect for IND AS	-	-	(14.92)
<b>Closing Balance</b>	<b>(19.49)</b>	<b>(28.42)</b>	<b>(55.64)</b>


ii. The Major Component of the Tax Expenses / (Income) are:

(Rs. In Lakhs)

Particulars	31st March, 2025	31st March, 2024
Current Income Tax		
For the year	126.64	318.14
Deferred Tax		
For the year	(8.93)	(12.31)
<b>Income Tax Expenses</b>	<b>117.72</b>	<b>305.84</b>

iii. The Analysis of Deferred Tax Assets / (Liabilities) and (Expenses) / Income is as follows:

Particulars	Opening Balance as on 01/04/2024	Recognised in Profit & Loss Account (Expenses) / Income	Recognised in Other Comprehensiv e Income	Closing Balance as on 31st March, 2025
Deferred Tax Assets				
Leasehold Assets	-	5.82	-	5.82
Employee Benefits	58.28	(1.07)	7.57	64.78
Written Down Value on Property, Plant and Equipment	(87.89)	(2.38)	-	(90.27)
Expenses allowed in future period	1.19	(1.02)	-	0.18
<b>Net Deferred Tax Assets/(Liability)</b>	<b>(28.42)</b>	<b>1.36</b>	<b>7.57</b>	<b>(19.49)</b>



**TECHNO INDUSTRIES PRIVATE LIMITED**  
**(All amounts in ₹. Lacs, unless otherwise stated)**

**49. Employee Benefits Expenses as per IND AS - 19 :**

**Defined Contribution Plan - Provident Fund**

Contributions to Defined Contribution Plans are recognised as expense when employees have rendered services entitling them to such benefits.

The Company has contributed an amount of ₹ 111 /- (Previous Year 2023-24: ₹ 100/-) towards provident fund during the year, which has been charged to the statement of profit and loss.

**Defined Contribution Plan - Employee State Insurance Corporation**

The Company has contributed an amount of ₹ 21 /- (Year 2023 -24 : ₹ 23/-) towards Employee State Insurance Corporation during the year, which has been charged to the statement of profit and loss.

**Defined Benefit Plan - Gratuity**

The Company operates one Defined Benefit Plan, viz., Gratuity Benefit, for its employees. The Gratuity Plan provides for a lump sum payment to vested employees at retirement, death while in employment or on termination of employment of an amount equivalent to 15 days basic salary payable for each completed year of service as per the Payment of Gratuity Act.

The entity has a defined benefit gratuity plan in India (funded). The entity's defined benefit gratuity plan is a final salary plan for employees, which requires contributions to be made to a separately administered fund.


The fund is managed by a trust which is governed by the Board of Trustees. The Board of Trustees are responsible for the administration of the plan assets and for the definition of the investment strategy.

The Company has maintained a Group Gratuity Scheme for the benefit of its employees, which is funded through a Group Gratuity Insurance Policy issued by the Life Insurance Corporation of India (LIC).

Up to the financial year ended March 31, 2024, the provision for gratuity was made based on the actuarial assumptions and rates used by LIC's appointed actuary. The Company relied on the premium amount as communicated by LIC under the Group Gratuity Scheme as a basis for estimating the gratuity liability. This approach, while providing a general estimate, was limited in its ability to reflect the Company's specific employee profile, salary structure, and demographic assumptions.

From the financial year 2024-25 onwards, the Company has revised its methodology for recognizing gratuity liability. The provision is now made based on an independent actuarial valuation conducted by a qualified actuary, in accordance with the principles of Ind AS 19, as applicable. This change in estimation technique involves the use of more refined and entity-specific actuarial assumptions including discount rate, salary escalation, attrition rate, and mortality assumptions, thereby enabling a more accurate and fair representation of the Company's gratuity obligation.

This transition provides enhanced transparency and improves the alignment of the Company's financial reporting with best practices and regulatory guidance. It may result in variations in the gratuity provision as compared to prior years.



## TECHNO INDUSTRIES PRIVATE LIMITED


The details of Defined Benefit Obligations are as follows :

Assumptions (Current Period)	For year ended on 31/03/2025
Expected Return on Plan Assets	6.89%
Rate of Discounting	6.89%
Rate of Salary Increase	5.00%
Rate of Employee Turnover	3.00%
Mortality Rate During Employment	Indian Assured Lives Mortality 2012-14 (Urban)

Particulars	For year ended on 31/03/2025
-------------	------------------------------

Table Showing Change in the Present Value of Defined Benefit Obligation	
Present Value of Benefit Obligation at the Beginning of the Period	239.35
Interest Cost	17.26
Current Service Cost	37.77
Past Service Cost	-
Liability Transferred In/ Acquisitions	-
(Liability Transferred Out/ Divestments)	-
(Gains)/ Losses on Curtailment	-
(Liabilities Extinguished on Settlement)	-
(Benefit Paid Directly by the Employer)	-
(Benefit Paid From the Fund)	(28.23)
The Effect Of Changes in Foreign Exchange Rates	-
Actuarial (Gains)/Losses on Obligations - Due to Change in Demographic Assumptions	-
Actuarial (Gains)/Losses on Obligations - Due to Change in Financial Assumptions	10.51
Actuarial (Gains)/Losses on Obligations - Due to Experience	17.92
Present Value of Benefit Obligation at the End of the Period	294.57

Table Showing Change in the Fair Value of Plan Assets	
Fair Value of Plan Assets at the Beginning of the Period	275.69
Interest Income	19.88
Contributions by the Employer	20.48
Expected Contributions by the Employees	-
Assets Transferred In/ Acquisitions	-
(Assets Transferred Out/ Divestments)	-
(Benefit Paid from the Fund)	(28.23)
(Assets Distributed on Settlements)	-
Effects of Asset Ceiling	-
The Effect of Changes In Foreign Exchange Rates	-
Return on Plan Assets, Excluding Interest Income	(1.64)
Fair Value of Plan Assets at the End of the Period	286.17



## TECHNO INDUSTRIES PRIVATE LIMITED


Particulars	For year ended on 31/03/2025
-------------	------------------------------

Amount Recognized in the Balance Sheet	
(Present Value of Benefit Obligation at the end of the Period)	(294.57)
Fair Value of Plan Assets at the end of the Period	286.17
Funded Status (Surplus/ (Deficit))	(8.40)
Net (Liability)/Asset Recognized in the Balance Sheet	(8.40)

Net Interest Cost for Current Period	
Present Value of Benefit Obligation at the Beginning of the Period	239.35
(Fair Value of Plan Assets at the Beginning of the Period)	(275.69)
Net Liability/(Asset) at the Beginning	(36.34)
Interest Cost	17.26
(Interest Income)	(19.88)
Net Interest Cost for Current Period	(2.62)

Expenses Recognized in the Statement of Profit or Loss for Current Period	
Current Service Cost	37.77
Net Interest Cost	(2.62)
Past Service Cost	-
(Expected Contributions by the Employees)	-
(Gains)/Losses on Curtailments And Settlements	-
Net Effect of Changes in Foreign Exchange Rates	-
Expenses Recognized	35.15

Expenses Recognized in the Other Comprehensive Income (OCI) for Current Period	
Actuarial (Gains)/ Losses on Obligation For the Period	28.43
Return on Plan Assets, Excluding Interest Income	1.64
Change in Asset Ceiling	-
Net (Income)/Expense For the Period Recognized in OCI	30.07




## TECHNO INDUSTRIES PRIVATE LIMITED

Particulars	For year ended on 31/03/2025
<b>Balance Sheet Reconciliation</b>	
Opening Net Liability	(36.34)
Expenses Recognized in Statement of Profit or Loss	35.15
Expenses Recognized in OCI	30.07
Net Liability/(Asset) Transfer In	-
Net (Liability)/ Asset Transfer Out (Benefit Paid Directly by the Employer)	-
(Employer's Contribution)	(20.48)
<b>Net Liability/(Asset) Recognized in the Balance Sheet</b>	<b>8.40</b>

Category of Assets	
Government of India Assets	-
State Government Securities	-
Special Deposits Scheme	-
Debt Instruments	-
Corporate Bonds	-
Cash And Cash Equivalents	-
Insurance fund	286.17
Asset-Backed Securities	-
Structured Debt	-
Other	-
<b>Total</b>	<b>286.17</b>

Other Details	
No of Members in Service ( Actual Figure )	675
Per Month Salary For Members in Service	110.27
Weighted Average Duration of the Defined Benefit Obligation	13
Average Expected Future Service	17
Defined Benefit Obligation (DBO) - Total	294.57
Defined Benefit Obligation (DBO) - Due but Not Paid	-
Expected Contribution in the Next Year	53.20



## TECHNO INDUSTRIES PRIVATE LIMITED

Particulars	For year ended on 31/03/2025
<b>Net Interest Cost for Next Year</b>	
Present Value of Benefit Obligation at the End of the Period	294.57
(Fair Value of Plan Assets at the End of the Period)	(286.17)
Net Liability/(Asset) at the End of the Period	8.40
Interest Cost	20.30
(Interest Income)	(19.72)
<b>Net Interest Cost for Next Year</b>	<b>0.58</b>

### Expenses Recognized in the Statement of Profit or Loss for Next Year

Current Service Cost	44.80
Net Interest Cost	0.58
(Expected Contributions by the Employees)	-
<b>Expenses Recognized</b>	<b>45.38</b>

### Maturity Analysis of the Benefit Payments

#### Projected Benefits Payable in Future Years From the Date of Reporting

1st Following Year	10.27
2nd Following Year	11.47
3rd Following Year	15.05
4th Following Year	15.28
5th Following Year	19.06
Sum of Years 6 To 10	110.94
Sum of Years 11 and above	615.64

Particulars	For year ended on 31/03/2025
-------------	------------------------------

### Sensitivity Analysis

Defined Benefit Obligation on Current Assumptions	294.57
Delta Effect of +1% Change in Rate of Discounting	(30.98)
Delta Effect of -1% Change in Rate of Discounting	37.06
Delta Effect of +1% Change in Rate of Salary Increase	37.40
Delta Effect of -1% Change in Rate of Salary Increase	(31.76)
Delta Effect of +1% Change in Rate of Employee Turnover	0.59
Delta Effect of -1% Change in Rate of Employee Turnover	(6.61)

The sensitivity analysis have been determined based on reasonably possible changes of the respective assumptions occurring at the end of the reporting period, while holding all other assumptions constant.

The sensitivity analysis presented above may not be representative of the actual change in the Defined Benefit Obligation as it is unlikely that the change in assumptions would occur in isolation of one another as some of the assumptions may be correlated.

Furthermore, in presenting the above sensitivity analysis, the present value of the Defined Benefit Obligation has been calculated using the projected unit credit method at the end of the reporting period, which is the same method as applied in calculating the Defined Benefit Obligation as recognised in the balance sheet.



## TECHNO INDUSTRIES PRIVATE LIMITED

### Para 139 (b) Risks associated with defined benefit plan

Gratuity is a defined benefit plan and entity is exposed to the Following Risks:

**Interest rate risk:** A fall in the discount rate which is linked to the G.Sec. Rate will increase the present value of the liability requiring higher provision. A fall in the discount rate generally increases the mark to market value of the assets depending on the duration of asset.

**Salary Risk:** The present value of the defined benefit plan liability is calculated by reference to the future salaries of members. As such, an increase in the salary of the members more than assumed level will increase the plan's liability.

**Investment Risk:** The present value of the defined benefit plan liability is calculated using a discount rate which is determined by reference to market yields at the end of the reporting period on government bonds. If the return on plan asset is below this rate, it will create a plan deficit. Currently, for the plan in India, it has a relatively balanced mix of investments in government securities, and other debt instruments.

**Asset Liability Matching Risk:** The plan faces the ALM risk as to the matching cash flow. Since the plan is invested in lines of Rule 101 of Income Tax Rules, 1962, this generally reduces ALM risk.

**Mortality risk:** Since the benefits under the plan is not payable for life time and payable till retirement age only, plan does not have any longevity risk.

**Concentration Risk:** Plan is having a concentration risk as all the assets are invested with the insurance company and a default will wipe out all the assets. Although probability of this is very low as insurance companies have to follow stringent regulatory guidelines which mitigate risk.

During the year, there were no plan amendments, curtailments and settlements.

A separate trust fund is created to manage the Gratuity plan and the contributions towards the trust fund is done as guided by rule 103 of Income Tax Rules, 1962.

### Compensated Absences ( Leave Encashment ) :

Compensated absences which are expected to occur within twelve months after the end of the period in which the employee renders the related services are recognised as undiscounted liability at the balance sheet date. Compensated absences which are not expected to occur within twelve months after the end of the period in which the employee renders the related services are recognised as an actuarially determined liability at the present value of the defined benefit obligation at the Balance Sheet Date.



## TECHNO INDUSTRIES PRIVATE LIMITED

Up to the financial year ended March 31, 2024, the Company was provisioning for leave encashment liability based on the discontinuance liability method. Under this approach, the liability was estimated on the assumption that all employees would avail their accumulated leave or encash the same as of the reporting date. The computation was carried out using the gross salary of employees (inclusive of all allowances and components of regular remuneration).

While this approach provided a conservative estimate of the Company's leave encashment liability, it did not fully reflect the actual actuarial obligation or consider the probability-weighted expected utilization of leave balances over future periods.

Effective from the financial year 2024-25, the Company has revised its estimation methodology for leave encashment provisioning to align with the principles of actuarial valuation and fair value measurement, in line with applicable Indian accounting standards 19. The Company has engaged an independent actuary to perform a detailed valuation of the leave encashment liability using established actuarial techniques. This includes assumptions around employee attrition, leave utilization behavior, salary growth, discount rates, and mortality, which offer a more realistic and entity-specific estimate of the expected obligation.

In addition, the Company has changed the basis of calculation from gross salary to basic salary due to change in the HR policy. This change has resulted in a reduction in the provision for leave encashment during the year under review.

The revised approach enhances the accuracy and reliability of the liability measurement and supports better alignment with long-term financial planning and reporting practices.

The details of Defined Benefit Obligations are as follows :

### Data Summary


Particulars	For year ended on 31/03/2025
Number of Employees ( Actual Figure )	379
Total Eligible Encashment Salary	72.78

Valuation Results	
Discontinuance Liability	92.43
Defined Benefit Obligation	37.16
Funding Status	Unfunded
Fund Balance	N.A.
Current Liability	0.23
Non-Current Liability	36.93

The average expected future service is 17.00 years

### Valuation Assumptions

Particulars	For year ended on 31/03/2025
<b>Demographic Assumptions</b>	
Mortality Rate:	Indian Assured Lives Mortality 2012-14 (Urban)
Attrition Rate:	3.00% p.a. for all service groups.
Retirement Age:	62 years
<b>Financial Assumptions</b>	
Salary Escalation Rate:	5.00% p.a.
Discount Rate:	6.89% p.a.(Indicative G.Sec referenced on 28-03-2025)




## TECHNO INDUSTRIES PRIVATE LIMITED

<b>Other Provisions in the scheme</b>	
Encashment On Separation	Yes
Encashment While In Service	No
Availment While in service	No
Maximum Accumulation	60 days
Maximum Encashment	60 days
Excess over Maximum Accumulation	Lapse
Divisor for Daily Salary	26
Vesting Criteria	No

The sensitivity of above results to some assumptions is provided below:

Assumptions	Change in DBO
Delta Effect of +1.00% Change in Rate of Discounting	(5.41)
Delta Effect of -1.00% Change in Rate of Discounting	6.69
Delta Effect of +1.00% Change in Rate of Salary Increase	6.76
Delta Effect of -1.00% Change in Rate of Salary Increase	(5.54)
Delta Effect of +1.00% Change in Rate of Employee Turnover	(5.98)
Delta Effect of -1.00% Change in Rate of Employee Turnover	7.42



( All amounts in ₹ Lacs, except Share Data, Per Share Data and where otherwise stated )

**50. Additional Regulatory Requirement****(i) Title deeds of Immovable Property not held in name of the Company**

All immovable properties which are shown under the note properties, plant and equipment is held in the name of the company.

**(ii) Revaluation of Property, Plant and Equipments**

Company has not done any revaluation of property, plant and equipment during the year.

**(iii) Loans granted to Promoters, Directors, KMPs and Related Parties**

Company has not granted Loans to Promoters, Directors, Key Managerial Persons and Related parties.

**(iv) a) Ongoing Capital-Work-In-Progress (CWIP) which is not overdue**

Company did not have any Capital-Work-in Progress as on the Balance sheet date.

**(iv) b) Capital-Work-In-Progress (CWIP) which is overdue or where cost has exceeded compare to original plan.**

Company did not have any Capital-Work-in Progress as on the Balance sheet date.

**(v) a) Intangible Asset under development which is not overdue**

PARTICULARS	Amount
(i) Intangible Asset under Development - Project in Progress - Amount in CWIP for a period of Less than 1 year.	12.42
<b>TOTAL ₹</b>	<b>12.42</b>

**(v) b) Intangible Assets under development which is overdue or where cost has exceeded compare to original plan.**

Company did not have any Intangible Asset under Development as on the Balance sheet date which is overdue or where cost has exceeded compare to original plan

**(vi) Details of Benami Property Held**


No proceedings have been initiated on or are pending against the Company for holding Benami property under the Benami Transactions (Prohibition) Act, 1988 (45 of 1988) and Rules made thereunder.

**(vii) Borrowing from Banks or Financial Institutions**

Company has taken Working Capital Loan from HDFC Bank and ICICI Bank on the basis of security of Book Debts and inventories.

The company has filed quarterly returns or statements with banks and the same are in agreement with the books of accounts other than those as set out below.

Bank	Aggregate working capital limits sanctioned (₹ in Lakhs)	Quarter Ended	Amount disclosed as per quarterly return/ statement (₹ in Lakhs)	Amount as per Books of Account (₹ in Lakhs)	Difference (₹ in Lakhs)	Reasons for differences
H B D a F n C k	5,900	30 June 2024	8,074.19	7,693.69	380.50	Differences are on account of entries passed after submission of statements to bank.
	5,900	30 June 2023	7,436.99	5,842.70	1,594.29	
	5,900	30 September 2024	7,873.16	7,310.75	562.41	
	5,900	30 September 2023	7,275.22	6,298.14	977.08	
	5,900	31 December 2024	8,029.17	7,494.90	534.27	
	5,900	31 December 2023	7,904.80	6,370.42	1,534.39	
	5,900	31 March 2025	8,467.70	8,290.35	177.35	
5,900	31 March 2024	8,077.81	7,458.97	618.84		



TECHNO INDUSTRIES PRIVATE LIMITED

Bank	Aggregate working capital limits sanctioned (₹ in Lakhs)	Quarter Ended	Amount disclosed as per quarterly return/statement (₹ in Lakhs)	Amount as per Books of Account (₹ in Lakhs)	Difference (₹ in Lakhs)	Reasons for differences
I C I C I B C a n k	1,100	30 June 2024	8,033.98	7,693.69	340.29	Differences are on account of entries passed after submission of statements to bank.
	1,100	30 September 2024	8,014.95	7,310.75	704.20	
	1,100	31 December 2024	7,725.40	7,494.90	230.50	
	1,100	31 March 2024	8,077.81	7,458.97	618.84	

Charge on the company's current assets namely stock of raw materials, finished goods, stocks in-process, consumables stores and spares, Fixed Deposits and Debtors.

Company has availed facility of overdraft from ICICI bank from February - 2024 and the same is discontinued from February - 2025.

(viii) Wilful Defaulter

The Company has not been declared as a wilful defaulter by any bank or financial institution or government or any government authority.

(ix) Relationship with struck off companies

As per the information available with the Company, the Company has no transactions with the companies struck off under section 248 of the Companies Act, 2013 or section 560 of Companies Act, 1956

(x) Registration of charges or satisfaction with Registrar of Companies

Company has registered all the charges with registrar, there has been no charges or satisfaction yet to be registered with ROC beyond the statutory period.



(xi) Compliance with number of layers of Companies.

Company does not have any subsidiary, hence there is no question of compliance with number of layers of companies.

(xii) Ratios

Particulars	Variance	For the year ended on 31/03/2025	For the year ended on 31/03/2024
(a) Current Ratio ( times )	13.42%	2.03	1.79
(b) Debt-Equity Ratio ( times )	7835.84%	0.29	0.00
(c) Debt Service Coverage Ratio ( times )	-73.64%	0.70	2.67
(d) Return on Equity Ratio (%)	-69.51%	4.03%	13.22%
(e) Inventory turnover ratio ( times )	-18.09%	3.57	4.35
(f) Trade Receivables turnover ratio ( times )	-4.35%	2.19	2.28
(g) Trade payables turnover ratio ( times )	0.21%	3.72	3.72
(h) Net capital turnover ratio ( times )	-16.62%	2.63	3.15
(i) Net profit ratio (%)	-61.55%	2.11%	5.49%
(j) Return on Capital employed (%)	-59.70%	7.69%	19.09%
(k) Return on investment	NA	NA	NA

Particulars	Numerator/Denominator	Remarks for more than 25% Variance/ Other remarks
(a) Current Ratio	Total Current Assets / Total Current Liabilities	NA
(b) Debt-Equity Ratio	Debt consists of borrowing and lease liabilities / Shareholders Funds	Increase due to infusion of loan funds for expansion and new lease liabilities created during the year.
(c) Debt Service Coverage Ratio	Earnings for debt service / Debt Service	Due to decrease in earnings during the year and decrease in Cash Credit facility during the year.
(d) Return on Equity Ratio	Net Income / Average Shareholders Equity	Due to decrease in net income during the year.
(e) Inventory turnover ratio	Revenue from operations / Average Inventory	NA
(f) Trade Receivables turnover ratio	Revenue from Operations / Average Trade Receivables	NA
(g) Trade payables turnover ratio	Total Cost / Average Trades Payable for Goods	NA
(h) Net capital turnover ratio	Net Sales / Average Working Capital Employed	NA
(i) Net profit ratio	Profit for the year / Revenue from Operations	Due to decrease in sales and profit during the year.
(j) Return on Capital employed	Earnings Before Interest and Tax / Capital Employed	Due to decrease in sales and profit during the year.
(k) Return on investment	Income from fixed Investments / Fixed Investments	Not calculated as company does not have any fixed income investments.



**(xiii) Compliance with approved Scheme(s) of Arrangements**

No Scheme of arrangements has been undertaken by the company during the year under review.

**(xiv) Utilization of Borrowed Funds and Share Premium**

(A) The company has not advanced or loaned or invested funds (either borrowed funds or share premium or any other sources or kind of funds) to any other persons or entities, including foreign entities (Intermediaries) with the understanding (whether recorded in writing or otherwise) that the Intermediary shall :

- (i) directly or indirectly lend or invest in other persons or entities identified in any manner whatsoever by or on behalf of the company (Ultimate Beneficiaries) or
- (ii) provide any guarantee, security or the like to or on behalf of the Ultimate Beneficiaries;

(B) The company has not received any fund from any person or entities, including foreign entities (Funding Party) with the understanding (whether recorded in writing or otherwise) that the company shall

- (i) directly or indirectly lend or invest in other persons or entities identified in any manner whatsoever by or on behalf of the Funding Party (Ultimate Beneficiaries) or
- (ii) provide any guarantee, security or the like on behalf of the Ultimate Beneficiaries.

**51. Undisclosed Income**

The Company does not have any transaction not recorded in the books of accounts that has been surrendered or disclosed as income during the year in the tax assessments under the Income-tax Act, 1961 (such as, search or survey or any other relevant provisions of the Income-tax Act, 1961). Further, there was no previously unrecorded income and no additional assets were required to be recorded in the books of account during the year.

**52. Details of Crypto Currency or Virtual Currency**

The Company has neither traded nor invested in Crypto currency or Virtual Currency during the financial year ended March 31, 2025. Further, the Company has also not received any deposits or advances from any person for the purpose of trading or investing in Crypto Currency or Virtual Currency.

**53. Previous year figures**

The previous year's figures have been reworked, regrouped, rearranged and reclassified wherever necessary.

**54. Approval of Financial Statements.**


The Financial Statements were approved by the Board of Directors on 26/04/2025.

TECHNO INDUSTRIES PRIVATE LIMITED  
For and on Behalf of Board

  
Bharat J. Patel  
Director  
DIN : 00411515


  
Ritul R. Shah  
Director  
DIN : 10178847



  
Harimona Namdev  
(Company Secretary)  
Place : Ahmedabad

Date : 26/04/2025

DIPAL R. SHAH & CO.  
Chartered Accountants  
FRN : 126576W

  
D. N. Sheth  
CA Dhruv N. Sheth  
Partner  
Membership No. : 173704

Place : Ahmedabad  
Date : 26/04/2025