

RS/LLOYDSENGG/BSEL-NSEL/2026/34

May 05, 2026

The Department of Corporate Services, BSE Limited 27th Floor, P.J. Towers, Dalal Street, Mumbai - 400 001	The National Stock Exchange of India Limited Exchange Plaza, Bandra Kurla Complex, Bandra (East), Mumbai - 400 051
<b>Scrip Code: 539992</b>	<b>Symbol: LLOYDSENGG</b>

Dear Sir,

**Sub: Audited Financial Results (Standalone and Consolidated) for quarter and year ended 31<sup>st</sup> March, 2026 under regulation 33(3) of SEBI (Listing Obligations and Disclosure Requirements) Regulation, 2015 along with Auditors Report.**

In terms of Regulation 33 of the SEBI (Listing Obligations and Disclosure Requirements) Regulations, 2015 (“Listing Regulations”) and other applicable provisions, please find enclosed herewith the Audited Financial Results (Standalone and Consolidated) for the quarter and year ended 31<sup>st</sup> March, 2026 along with Auditors Report signed by the statutory auditor of the Company.

### **Declaration for Unmodified Opinion**

Pursuant to the Clause (d) of sub-regulation (3) of Regulation 33 of the Listing Regulations, we hereby declare that the Statutory Auditors of the Company i.e., S. Y. Lodha and Associates has issued Auditors Reports on the Audited Financial Results (Standalone and Consolidated) of the Company for the quarter and year ended 31<sup>st</sup> March, 2026 with an Unmodified Opinion.

#### **A. Key Highlights of Financial Results (Consolidated) are as under:**

- I. Revenue Growth of Company is approx. **54 %** in comparison to last F.Y. i.e. from Rs. **845.74** Crores of Last F.Y. to Rs. **1,301.14** Crores of Current F.Y.,
- II. EBITDA growth is approx. **50 %** in comparison to last F.Y. i.e. from Rs. **159.33** Crores of Last F.Y. to Rs. **239.07** Crores of current F.Y.
- III. PBT growth is approx. **44%** i.e. from Rs. **141.14** Crores of last F.Y. to Current F.Y. Rs. **202.90** Crores.
- IV. Increase in Company's order position is approx. **91 %** as on 1<sup>st</sup> April, 2026 in comparison to order position on 1<sup>st</sup> April, 2025.
- V. Company`s Order book position on 1<sup>st</sup> April, 2026 is **Rs. 2,643.39** Crores in comparison to last year`s Order position of 1<sup>st</sup> April, 2025 i.e. **Rs. 1,383.78** Crores.

## **Lloyds Engineering Works Limited**

Company aspires and plans to execute a major portion of orders in hand within the 15 months barring unforeseen circumstances.

Order Book position for Lloyds Infrastructure and Construction Limited, Associate of the Company is **Rs 5,681.76** Crores.

**B. Key Highlights of Financial Results (Standalone) are as under:**

- I. Revenue Growth of Company is approx. **39 %** in comparison to last F.Y. i.e. from Rs. **755.78** Crores of Last F.Y. to Rs. **1,052.22** Crores of Current F.Y.,
- II. EBITDA growth is approx. **30 %** in comparison to last F.Y. i.e. from Rs. **145.23** Crores of Last F.Y. to Rs. **188.12** Crores of current F.Y.
- III. PBT growth is approx. **22 %** i.e. from Rs. **31.74** Crores of last F.Y. to Current F.Y. Rs. **38.83** Crores.
- IV. Increase in Company's order position is approx. **79 %** as on 1<sup>st</sup> April, 2026 in comparison to order position on 1<sup>st</sup> April, 2025.
- V. Company's Order book position on 1<sup>st</sup> April, 2026 is **Rs. 2,351.90** Crores in comparison to last year's Order position of 1<sup>st</sup> April, 2025 i.e. **Rs. 1,315.38** Crores. Company aspires and plans to execute a major portion of orders in hand within the 15 months barring unforeseen circumstances.

The Board Meeting commenced today at **12:00 p.m. and concluded at 2:15 p.m.**

The above intimation is given to you for your record. Kindly take note of the same.

Thanking You,

Yours faithfully,

**For Lloyds Engineering Works Limited**

**Rahima Shaikh**  
**Company Secretary & Compliance Officer**  
**ACS: 63449**

# **S Y Lodha and Associates**

Unit No 309, New Sonal Link Industrial Service Premises  
New Link Road, Malad West, Mumbai 400064; Contact: 022-  
35635006;  
E-mail: [query@syla.in](mailto:query@syla.in); Website: [www.syla.in](http://www.syla.in)



## **Independent Auditor's Report on the Quarterly and Year Ended Audited Consolidated Financial Results of the Company Pursuant to the Regulation 33 of the SEBI (Listing Obligations and Disclosure Requirements) Regulations, 2015, as amended.**

To,  
The Board of Directors of  
Lloyds Engineering Works Limited  
Plot No A-5/5, MIDC Industrial Area,  
Murbad, Thane MH 421401.

### **Report on the audit of the Consolidated Annual Financial Results**


#### **Opinion**

We have audited the accompanying Consolidated Annual Financial Results of **Lloyds Engineering Works Limited** (herein after referred to as the "**Holding Company**") for the quarter and year ended 31st March, 2026 which includes the financial results of its subsidiaries (together referred to as the "**Group**"), attached herewith, being submitted by the Holding Company pursuant to the requirement of Regulation 33 of the SEBI (Listing Obligations and Disclosure Requirements) Regulations, 2015, as amended ('Listing Regulations'). We have audited the Annual financial results of the holding company only. The consolidated Annual financial results, insofar as they relate to the financial results of the Subsidiaries and Associate, are based on financial information furnished by the management and/or reports of other auditors, and we have not audited such financial results ourselves.

In our opinion and to the best of our information and according to the explanations given to us and based on the other consideration of the report of other auditors on separate financial statement and other financial information of subsidiaries and associate the aforesaid consolidated annual financial results:

- a) includes the financial results of the following entities:

<b>Name of Entity</b>	<b>Relationship</b>
Lloyds Engineering Works Limited	Parent
Metalfab Hightech Private Limited	Subsidiaries
Techno Industries Private Limited	Wholly Owned Subsidiaries
Lloyds Advance Defence System Limited	Wholly owned Subsidiaries
Lloyds Infrastructure & Construction Limited	Associate



## **S Y Lodha and Associates**

Unit No 309, New Sonal Link Industrial Service Premises  
New Link Road, Malad West, Mumbai 400064; Contact: 022-  
35635006;  
E-mail: [query@syla.in](mailto:query@syla.in); Website: [www.syla.in](http://www.syla.in)



- b) are presented in accordance with the requirement of the Regulation 33 of the Listing Regulation; and
- c) give a true and fair view in conformity with the recognition and measurement principles laid down in the Indian Accounting Standard 34 “Interim Financial Reporting” (“Ind AS 34”) prescribed under Section 133 of the Companies Act 2013 read with relevant rules issued thereunder, and other accounting principles generally accepted in India, of the net profit and other comprehensive income and other financial information for the quarter and year ended 31<sup>st</sup> March, 2026.

### **Basis for Opinion**

We conducted our audit in accordance with the Standards on Auditing (“SAs”) specified under section 143(10) of the Companies Act, 2013 (“the Act”). Our responsibilities under those SAs are further described in the Auditor’s Responsibilities for the Audit of the Consolidated Annual Financial Results section of our report. We are independent of the Holding company, its Subsidiaries & Associate entity, in accordance with the Code of Ethics issued by the Institute of Chartered Accountants of India together with the ethical requirements that are relevant to our audit of the financial statements under the provisions of the Act, and the Rules thereunder, and we have fulfilled our other ethical responsibilities in accordance with these requirements and the Code of Ethics. We believe that the audit evidence obtained by us along with the consideration of audit reports of the other auditors referred to in sub paragraph (a) of the “Other Matters” paragraph below, is sufficient and appropriate to provide a basis for our opinion on the consolidated annual financial results.

### **Management’s Responsibilities for the Consolidated Annual Financial Results**

These Consolidated Annual Financial Results have been prepared on the basis of the consolidated annual financial statements. The Holding Company's Board of Directors are responsible for the preparation and presentation of the consolidated annual financial results that give a true and fair view of the net profit and other comprehensive income and other financial information of the Holding Company its Subsidiaries & Associate entity in accordance with the recognition and measurement principles laid down in Indian Accounting Standard 34 ‘Interim Financial reporting’ prescribed under Section 133 of the Act and other accounting principles generally accepted in India and in compliance with Regulation 33 of the Listing Regulations. The respective Board of Directors of the Companies included in the Holding Company its Subsidiaries & Associate entity are responsible for maintenance of adequate accounting records



## **S Y Lodha and Associates**

Unit No 309, New Sonal Link Industrial Service Premises  
New Link Road, Malad West, Mumbai 400064; Contact: 022-  
35635006;

E-mail: [query@syla.in](mailto:query@syla.in); Website: [www.syla.in](http://www.syla.in)



in accordance with the provisions of the Act for safeguarding the assets of the Holding company its Subsidiaries & Associate entity and for preventing and detecting frauds and other irregularities; selection and application of appropriate accounting policies, making judgments and estimates that are reasonable and prudent; and the design, implementation and maintenance of adequate internal financial controls, that were operating effectively for ensuring accuracy and completeness of the accounting records, relevant to the preparation and presentation of the consolidated annual financial results that give a true and fair view and are free from material misstatement, whether due to fraud or error, which were used for the purpose of preparation of consolidated financial results by the Directors of the Holding Company, as aforesaid.

In preparing the consolidated annual financial results, the Board of Directors of the respective Holding Company, its Subsidiaries & Associate entity are responsible for assessing the ability of the Holding company, its Subsidiaries & Associate entity to continue as a going concern, disclosing, as applicable, matters related to going concern and using the going concern basis of accounting unless the respective Board of Directors either intends to liquidate the Holding company or to cease operations, or has no realistic alternative but to do so.

The respective Board of Directors of the companies are responsible for overseeing financial reporting process of the Holding company, its Subsidiaries & Associate entity.

### **Auditor's Responsibilities for the Audit of the Consolidated Annual Financial Results**

Our objectives is to obtain reasonable assurance about whether the consolidated annual financial results as a whole are free from material misstatement, whether due to fraud or error, and to issue an auditor's report that includes our opinion. Reasonable assurance is a high level of assurance, but is not a guarantee that an audit conducted in accordance with SAs will always detect a material misstatement when it exists. Misstatements can arise from fraud or error and are considered material if, individually or in the aggregate, they could reasonably be expected to influence the economic decisions of users taken on the basis of these consolidated annual financial results.

---

As part of an audit in accordance with SAs, we exercise professional judgment and maintain professional skepticism throughout the audit. We also:

- Identify and assess the risks of material misstatement of the consolidated annual financial results, whether due to fraud or error, design and perform audit procedures responsive to those risks, and obtain audit evidence that is sufficient and appropriate to provide a basis for our opinion. The risk of not detecting a material misstatement resulting from fraud is



## **S Y Lodha and Associates**

Unit No 309, New Sonal Link Industrial Service Premises  
New Link Road, Malad West, Mumbai 400064; Contact: 022-  
35635006;

E-mail: [query@syla.in](mailto:query@syla.in); Website: [www.syla.in](http://www.syla.in)



higher than for one resulting from error, as fraud may involve collusion, forgery, intentional omissions, misrepresentations, or the override of internal control.

- Obtain an understanding of internal control relevant to the audit in order to design audit procedures that are appropriate in the circumstances, but not for the purpose of expressing an opinion on the effectiveness of the company's internal control.
- Evaluate the appropriateness of accounting policies used and the reasonableness of accounting estimates and related disclosures made by the Board of Directors
- Evaluate the appropriateness and reasonableness of disclosures made by the Board of Director in terms of the requirements specified under Regulation 33 of the LODR Regulations.
- Conclude on the appropriateness of the Board of Directors and Management's use of the going concern basis of accounting and, based on the audit evidence obtained, whether a material uncertainty exists related to events or conditions that may cast significant doubt on the ability of the Holding company, its Subsidiaries & Associate entity to continue as a going concern. If we conclude that a material uncertainty exists, we are required to draw attention in our auditor's report to the related disclosures in the consolidated annual financial results or, if such disclosures are inadequate, to modify our opinion. Our conclusions are based on the audit evidence obtained up to the date of our auditor's report. However, future events or conditions may cause the Holding company its Subsidiaries & Associate entity to cease to continue as a going concern.
- Evaluate the overall presentation, structure and content of the consolidated annual financial results, including the disclosures, and whether the consolidated annual financial results represent the underlying transactions and events in a manner that achieves fair presentation.
- Obtain sufficient appropriate audit evidence regarding the financial results of the Holding company, its Subsidiaries & Associate entity to express an opinion on the consolidated financial results. We are responsible for the direction, supervision and performance of the audit of financial results of its Subsidiaries and Associates included in the consolidated annual financial results of which we are the independent auditors. For the entities included in the consolidated annual financial results, which have been audited by other auditors, such other auditors remain responsible for the direction, supervision and performance of the audits carried out by them. We remain solely responsible for our audit opinion. Our responsibilities in this regard are further described in sub paragraph no (a) of the "Other Matters" paragraph in this report.



## **S Y Lodha and Associates**

Unit No 309, New Sonal Link Industrial Service Premises  
New Link Road, Malad West, Mumbai 400064; Contact: 022-  
35635006;

E-mail: [query@syla.in](mailto:query@syla.in); Website: [www.syla.in](http://www.syla.in)



Materiality is the magnitude of misstatements in the Statement that, individually or aggregate, makes it probable that the economic decisions of a reasonably knowledgeable user of the Statement may be influenced. We consider quantitative materiality and qualitative factors in (i) planning the scope of our audit work and evaluating the results of our work; and (ii) to evaluate the effect of any identified misstatements in the Statement.

We communicate with those charged with governance of the Holding company and such other entities included in the Consolidated Financial Results regarding, among other matters, the planned scope and timing of the audit and significant audit findings, including any significant deficiencies in internal control that we identify during our audit.

We also provide those charged with governance with a statement that we have complied with relevant ethical requirements regarding independence, and to communicate with them all relationships and other matters that may reasonably be thought to bear on our independence, and where applicable, related safeguards.

We also performed procedures in accordance with the circular No CIR/CFD/CMD1/44/2019 issued by the Securities and Exchange Board of India under Regulation 33(8) of the Listing Regulations, to the extent applicable.

### **Other Matters**

The consolidated financial results include the financial results of subsidiaries - **Metalfab Hightech Private Limited, Techno Industries Private Limited, Lloyds Advance Defence System Limited** which have been audited by other auditors and whose financial result reflect **Total Revenue - Rs. 177.85 crores, Rs. 187.26 crores, Rs. Nil, Profit/(loss) after tax – Rs. 32.06 crores, Rs. 5.20 crores, Rs. (0.02) crores and Total Asset – Rs.321.60 crores, Rs. 240.83 crores, Rs. 0.20 crores respectively**. Also includes associate, whose financial statements include Group's share of **Net Profit of Rs. 42.06 crores and Group's share of total comprehensive income of Rs. 42.19 crores** for the period April 01, 2025 to March 31, 2026, as considered in the Statement whose financial statements, other financial information have been audited by their respective independent auditors.

These financial results have been audited by other auditors whose report has been furnished to us by the management and our conclusion on the Statement, in so far as it relates to the amounts and disclosures included in respect of the Subsidiaries and associate, is based solely on the report of the other auditors and the procedures performed by us as stated in above paragraph.



## **S Y Lodha and Associates**

Unit No 309, New Sonal Link Industrial Service Premises  
New Link Road, Malad West, Mumbai 400064; Contact: 022-  
35635006;

E-mail: [query@syla.in](mailto:query@syla.in); Website: [www.syla.in](http://www.syla.in)



Our opinion on the Audited Consolidated Financial Results is not modified in respect of the above matters with respect to our reliance on the work done and the Financial Results/financial information certified by the Management.

**For S Y Lodha & Associates**  
**Chartered Accountants ICAI Firm**  
**Reg No. – 136002W**

*Shashank Lodha*

**Shashank Lodha**  
**Partner**  
**M. No.: 153498**  
**UDIN.: 26153498SRWNWI4715**  
**Date: 5 May, 2026**  
**Place: Mumbai**






**LLOYDS ENGINEERING WORKS LIMITED**

Regd Off. : PLOT NO. A 5/5, MIDC INDUSTRIAL AREA, MURBAD, DIST. THANE: 421401.  
Phone no : +91-2524 222271 E-mail : infoengg@lloyds.in  
CIN : L28900MH1994PLC081235. Website : www.lloydsengg.in

**AUDITED CONSOLIDATED FINANCIAL RESULTS FOR THE QUARTER & YEAR ENDED MARCH 31, 2026**

(Rs. In Crore)

Sr. No.	Particulars	Quarter Ended			Year Ended	
		March 31, 2026	December 31, 2025	March 31, 2025	March 31, 2026	March 31, 2025
		(Audited)	(Audited)	(Audited)	(Audited)	(Audited)
I	Revenue From Operations	495.02	272.45	231.96	1,301.14	845.74
II	Other Income	8.78	24.07	6.77	49.84	24.16
III	<b>Total Revenue (I+II)</b>	<b>503.80</b>	<b>296.52</b>	<b>238.73</b>	<b>1,350.98</b>	<b>869.90</b>
	<b>Expenses</b>					
	a) Cost of Materials Consumed	298.74	122.17	110.61	681.48	428.43
	b) Purchase of Traded Goods	24.45	33.21	8.24	92.73	59.35
	c) Changes in Inventories of Finished Goods, Work-in-Progress and Stock-in Trade	(20.47)	(12.88)	13.26	(19.58)	47.69
	d) Employee Benefits Expense	26.27	24.11	17.18	92.79	50.25
	e) Manufacturing and Other Expenses	104.86	52.92	48.01	264.49	124.85
	f) Finance Cost	3.67	4.01	2.98	13.98	8.53
	g) Depreciation & Amortisation Expense	6.88	6.37	3.01	22.19	9.66
	<b>Total Expenses (a to g)</b>	<b>444.40</b>	<b>229.91</b>	<b>203.29</b>	<b>1,148.08</b>	<b>728.76</b>
V	<b>Profit / (Loss) before Exceptional Items and Tax (III-IV)</b>	<b>59.40</b>	<b>66.61</b>	<b>35.44</b>	<b>202.90</b>	<b>141.14</b>
VI	Exceptional Items	-	-	-	-	-
VII	<b>Profit / (Loss) before Tax (V-VI)</b>	<b>59.40</b>	<b>66.61</b>	<b>35.44</b>	<b>202.90</b>	<b>141.14</b>
	Tax Expense - Current Tax	17.03	10.51	9.41	41.19	33.01
VIII	- Deferred Tax Expenses / (Income)	4.21	0.22	2.20	7.29	(1.19)
	- Income tax of earlier years	(0.80)	(0.29)	1.32	(1.09)	1.32
IX	<b>Profit for the period before share of Profit /(Loss) in Associate (VII-VIII)</b>	<b>38.96</b>	<b>56.17</b>	<b>22.51</b>	<b>155.51</b>	<b>108.00</b>
X	Share in Profit/(Loss) of Associates	7.53	10.53	(2.96)	42.06	(2.96)
	<b>Profit / (Loss) for the period &amp; share in profit /(Loss) of Associate (IX+X)</b>	<b>46.49</b>	<b>66.70</b>	<b>19.55</b>	<b>197.57</b>	<b>105.04</b>
XI	Attributable to : Shareholders of the company	46.83	61.03	18.26	189.88	103.14
	Non-controlling interest	(0.34)	5.67	1.30	7.69	1.90
	<b>Other Comprehensive Income (OCI)</b>					
	a) Items that will not be reclassified to Profit & Loss	(0.58)	0.52	(0.78)	(0.08)	(1.40)
	b) Income Tax relating to (a) above	0.14	(0.13)	0.20	0.02	0.35
	c) Items that will be reclassified to profit and loss	-	-	-	-	-
	d) Income Tax relating to (c) above	-	-	-	-	-
	<b>Other Comprehensive Income</b>	<b>(0.44)</b>	<b>0.39</b>	<b>(0.58)</b>	<b>(0.06)</b>	<b>(1.05)</b>
	Attributable to : Shareholders of the company	(0.51)	0.40	(0.58)	(0.05)	(1.00)
	Non-controlling interest	0.07	(0.01)	-	(0.01)	(0.05)
	<b>Total Comprehensive Income/(loss) for the period (XI+XII)</b>	<b>46.05</b>	<b>67.09</b>	<b>18.97</b>	<b>197.51</b>	<b>103.99</b>
XIII	Attributable to : Shareholders of the company	46.33	61.43	17.68	189.83	102.14
	Non-controlling interest	(0.27)	5.66	1.30	7.68	1.85
XIV	<b>Paid up Equity Share Capital (of Re 1/- each)</b>	<b>143.95</b>	<b>131.99</b>	<b>116.55</b>	<b>143.95</b>	<b>116.55</b>
XV	Other Equity excluding Revaluation Reserve	-	-	-	1,526.90	531.44
XVI	EPS - Basic (in Rs) (not annualised)	0.34	0.51	0.16	1.52	0.89
	EPS - Diluted (in Rs) (not annualised)	0.34	0.49	0.16	1.49	0.89



*Supts*



LLOYDS ENGINEERING WORKS LIMITED

AUDITED CONSOLIDATED STATEMENT OF AFFAIRS AS AT MARCH 31, 2026

(Rs. In Crore)

Sr. No.	Particulars	March 31, 2026	March 31, 2025
		( Audited )	( Audited )
<b>A</b>	<b>ASSETS</b>		
<b>1</b>	<b>Non-Current Assets</b>		
	a. Property, Plant and Equipment	182.02	78.91
	b. Capital Work In Progress	71.14	63.09
	c. Goodwill	166.95	122.78
	d. Right of Use Assets	75.80	24.97
	e. Other Intangible Assets	6.17	6.68
	<b>f. Financial Assets</b>		
	- Other Financial Assets	12.96	8.67
	- Loan	0.08	0.11
	g. Investments	76.53	15.87
	h. Deferred Tax Assets (Net)	4.41	9.45
	i. Other Non-Current Assets	104.26	17.18
	<b>Sub Total Non-Current Assets</b>	<b>700.32</b>	<b>347.71</b>
<b>2</b>	<b>Current Assets</b>		
	a. Inventories	432.75	86.20
	<b>b. Financial Assets</b>		
	- Trade Receivables	239.91	271.45
	- Cash and Cash equivalents	336.39	0.24
	- Other Balance with Banks	60.33	126.75
	- Loans	131.02	37.45
	- Other current financial Assets	77.25	22.84
	c. Current Tax Assets (Net)	2.61	3.92
	d. Other Current Assets	388.50	94.15
	<b>Sub Total Current Assets</b>	<b>1,668.76</b>	<b>643.00</b>
	<b>TOTAL ASSETS</b>	<b>2,369.08</b>	<b>990.71</b>
<b>B</b>	<b>EQUITY AND LIABILITIES</b>		
<b>1</b>	<b>Equity</b>		
	a. Equity Share Capital	143.95	116.55
	b. Other Equity	1,526.90	531.44
	c. Non Controlling Interest	12.46	17.74
	<b>Total Equity</b>	<b>1,683.31</b>	<b>665.73</b>
	<b>LIABILITIES</b>		
<b>2</b>	<b>Non-Current Liabilities</b>		
	<b>a. Financial Liabilities</b>		
	i. Borrowings	9.20	15.48
	ia. Lease Liabilities	60.10	20.65
	b. Provisions	8.57	6.01
	c. Deferred tax liabilities (net)	4.32	0.20
	d. Other non current liabilities	0.79	0.11
	<b>Sub Total Non-Current Liabilities</b>	<b>82.98</b>	<b>42.45</b>
<b>3</b>	<b>Current Liabilities</b>		
	<b>a. Financial Liabilities</b>		
	i. Borrowings	24.63	42.87
	ia. Lease Liabilities	14.64	3.65
	ii. Trade Payables		
	- Total outstanding dues of Micro & Small Enterprises	11.39	11.89
	- Total outstanding dues of Other than Micro & Small Enterprises	180.90	91.74
	iii. Others	3.98	1.00
	b. Provisions	12.43	7.57
	c. Current Tax Liability Net	3.92	0.08
	d. Other Current Liabilities	350.90	123.73
	<b>Sub Total Current Liabilities</b>	<b>602.79</b>	<b>282.53</b>
	<b>Total Liabilities</b>	<b>685.77</b>	<b>324.98</b>
	<b>TOTAL EQUITY AND LIABILITIES</b>	<b>2,369.08</b>	<b>990.71</b>



*Supra*



**LLOYDS ENGINEERING WORKS LIMITED**  
**AUDITED CONSOLIDATED CASH FLOW STATEMENT FOR THE YEAR ENDED March 31 , 2026**

(Rs. In Crore)

Sr No.	Particulars	Year Ended	Year Ended
		March 31, 2026	March 31, 2025
		(Audited)	(Audited)
<b>A</b>	<b>CASH FLOW FROM OPERATING ACTIVITIES :</b>		
	Profit/(Loss) before Tax	202.90	141.14
	Adjustments For:		-
	Depreciation and Amortization Expenses on Tangible Assets	22.19	9.66
	Loss/(gain) on sale of Property , Plant & Equipment (Net of loss on Assets Scrapped/ written off)	(12.39)	(0.01)
	Remeasurements of the defined benefit liabilities/asset (before tax effects)	(0.26)	(1.02)
	Compensation Cost on ESOP	7.45	6.09
	Gain of Termination of Lease Rent	(0.65)	(0.03)
	Interest Income	(19.08)	(21.25)
	Finance Cost	13.52	7.90
	Unrealized Exchange (gain) /Loss (net)	0.65	-
	<b>OPERATING PROFIT/(LOSS) BEFORE WORKING CAPITAL CHANGES</b>	<b>214.33</b>	<b>142.48</b>
	<i>Movements in Working Capital</i>		
	Decrease / (Increase) in Inventories	(287.76)	63.06
	Decrease / (Increase) in Trade Receivables	46.86	(64.91)
	Decrease / (Increase) in Other Current Assets	(287.33)	(46.65)
	Decrease / (Increase) in Other Non-Current Assets	(87.07)	16.21
	Decrease / (Increase) in Other Financial Assets - Non Current	(2.61)	(3.64)
	Decrease / (Increase) in Other Financial Assets - Current	(38.57)	(9.26)
	Decrease / (Increase) in Other Bank Balances	66.10	(7.89)
	Increase / (Decrease) in Trade Payables	76.04	45.42
	Increase / (Decrease) in Borrowings - Current	-	(7.60)
	Increase / (Decrease) in Other Current Liabilities	87.43	69.62
	Increase / (Decrease) in Provision, Current portion	4.05	0.56
	Increase / (Decrease) in Provision, Non-Current portion	1.22	0.12
	Increase / (Decrease) in Other Non-Current Liabilities	0.53	(0.06)
	Increase / (Decrease) in Other Financial Liabilities, current portion	2.72	(1.54)
	Increase / (Decrease) in Other Financial Liabilities, non-current portion	(14.68)	(4.96)
	<b>CASH GENERATED FROM/(USED IN) OPERATIONS</b>	<b>(218.74)</b>	<b>190.96</b>
	Direct Taxes (Paid) / Net of Refunds	(34.16)	(37.74)
	<b>NET CASH GENERATED FROM/(USED IN) OPERATING ACTIVITIES (A)</b>	<b>(252.90)</b>	<b>153.22</b>
<b>B</b>	<b>CASH FLOW FROM INVESTING ACTIVITIES :</b>		
	Payment towards capital expenditure	(80.72)	(66.89)
	Proceeds from sale of Property, Plant and Equipment	19.24	0.32
	Inter Corporate Deposits (Given) / Refunded ( Net)	(73.26)	(18.15)
	Investment in Shares	(80.48)	(39.21)
	Investment in Fixed Deposit receipts	(260.00)	-
	Interest Received	14.15	14.76
	<b>NET CASH GENERATED FROM/(USED IN) INVESTING ACTIVITIES (B)</b>	<b>(461.07)</b>	<b>(109.17)</b>
<b>C</b>	<b>CASH FLOW FROM FINANCING ACTIVITIES :</b>		
	Repayment of Borrowings	(26.41)	(27.96)
	Proceeds from Short term Borrowings	1.88	-
	Proceeds from Long Term Borrowings	-	10.88
	Dividend Paid	(33.00)	(22.89)
	Transaction Cost for Merger	(0.33)	-
	Transaction Cost for Right Issue	(7.50)	(1.66)
	Proceeds from issue of equity Shares through ESOP	4.88	2.57
	Proceeds from issue of equity Shares through Right issue	857.23	-
	Interest Paid	(9.18)	(6.03)
	<b>NET CASH GENERATED FROM/(USED IN) FINANCING ACTIVITIES (C)</b>	<b>787.57</b>	<b>(45.09)</b>
	<b>NET INCREASE/(DECREASE) IN CASH AND CASH EQUIVALENTS (A+B+C)</b>	<b>73.60</b>	<b>(1.04)</b>



*Supt*

Cash and cash equivalent at the beginning of the Year	0.24	1.00
Cash and cash equivalent taken on acquisition	0.83	0.28
Cash and cash equivalent at the end of the Year	74.67	0.24
Net increase/(decrease) in cash and cash equivalents	73.60	(1.04)

(Rs. In Crore)

Particulars	Year Ended	Year Ended
	March 31, 2026	March 31, 2025
Components of cash and cash equivalents		
Cash in hand	-	-
<b>Balance with Bank</b>		
Balance with Schedule Banks in : Current accounts	25.11	0.24
Bank Deposits with original Maturity of three months or less	49.56	5.31
Earmarked Balances with Banks	51.69	0.65
In Margin Account (Including FDR)	61.16	34.95
Cash and Bank balances	187.52	35.84
Less: Margin money not considered as cash and cash equivalent in cash flow	61.16	34.95
Earmarked Balances with Banks	51.69	0.65
<b>Total cash and cash equivalents</b>	<b>74.67</b>	<b>0.24</b>



*Supte*

## Notes :

1	The above Consolidated Financial Results were reviewed and recommended by the Audit Committee and have been approved and taken on record by the Board of Directors at its meeting held on May 5, 2026.
2	The above Consolidated Financial Results of the Parent Company including its subsidiary have been prepared in accordance with the recognition and measurement principles laid down in Ind AS 34 Interim Financial Reporting prescribed under Section 133 of the Companies Act, 2013 read with the relevant rules issued thereunder and the other accounting principles generally accepted in India.
3	The Statutory Auditors have carried out Audit of the Financial Results for the quarter & year ended March 31, 2026. An unqualified report has been issued by them thereon.
4	On May 20, 2025, the Board of Directors has approved the Acquisition of 21,85,000 (Twenty-One Lakhs Eighty-Five Thousand) equity shares of Metalfab Hightech Private Limited ("Metalfab"), representing 76.00% of the total issued, subscribed, and paid-up capital of Metalfab at Rs. 130/- each for an aggregate consideration of Rs. 28,40,50,000 (Rupees Twenty-Eight Crores, Forty Lakhs Fifty Thousand only).
5	On June 05, 2025, the Board of Directors has considered and approved the allotment of 30,85,17,476 partly paid-up Equity Shares of face value Re.1/- each of our Company at a price of Rs.32/- per Equity Share (including a premium of Rs.31/- per Equity Share) ("Allotment") to the eligible Equity shareholders of our Company of which Rs.16/- per Equity Share (including a premium of Rs.15.50 per Equity Share) has been paid on application ("Allotment") and the balance amount shall be payable in not more than two Calls, with terms and conditions such as the number of Calls and the timing and quantum of each Call as may be decided by our Board / Securities Issue Committee from time to time to be completed on or prior to March 31, 2026. Accordingly, pursuant to the Allotment, the Issued Capital of the Company has increased to Rs. 147,40,27,942 and paid-up equity share capital has increased to Rs.131,97,69,204.
6	In reference to the Share Purchase Agreement entered with Techno Industries Private Limited on July 30, 2024, the Board of Directors in its meeting held on July 01, 2025 has Considered and approved the acquisition of additional 11% of equity shares (13,75,000) in Techno Industries Private Limited for cash consideration of Rs. 25,00,00,000 (Rupees Twenty-Five Crores only).
7	On July 01, 2025, the Nomination and Remuneration Committee has approved the Grant of 16,33,000 options at an Exercise Price of Rs. 9.50 towards the Employees Stock Option Plan (ESOP) under the Employee Stock Option Scheme 2021 to the Employees of the Company.
8	On July 01, 2025, the Nomination and Remuneration Committee has approved the Grant of options towards the Employees Stock Option Plan (ESOP) under the Employee Stock Option Scheme 2021 to the employees of group companies i.e. 3,48,000 options at an exercise price of Rs. 9.50 per option to the employees of Techno Industries Private Limited, one of the Subsidiaries of the Company and 1,21,795 options at an exercise price of Rs. 9.50 per option to the employees of Lloyds Infrastructure and Construction Limited, an Associate of the Company.
9	On July 01, 2025, the Nomination and Remuneration Committee has approved allotment of 68,300 equity shares at an Exercise Price of Rs. 9.50 towards the Employees Stock Option Plan (ESOP) under the Employee Stock Option Scheme 2021 to the Employees of the Company. Accordingly, pursuant to the Allotment, the Issued Capital of the Company has increased to Rs. 147,40,96,242 and paid-up equity share capital has increased to Rs. 131,98,37,504.
10	On November 07, 2025, the Nomination and Remuneration Committee has approved the Grant of options towards the Employees Stock Option Plan (ESOP) under the Employee Stock Option Scheme 2021 to the employees of group companies i.e. 3,20,000 options at an exercise price of Rs. 9.50 per option to the employees of Techno Industries Private Limited, one of the Subsidiaries of the Company.
11	On November 07, 2025, the Nomination and Remuneration Committee has approved allotment of 1,05,784 equity shares at an Exercise Price of Rs. 9.50 towards the Employees Stock Option Plan (ESOP) under the Employee Stock Option Scheme 2021 to the Employees of Lloyds Infrastructure and Construction Limited, an Associate of the Company. Accordingly, pursuant to the Allotment, the Issued Capital of the Company has increased to Rs. 147,42,02,026 and paid-up equity share capital has increased to Rs. 131,99,43,288.
12	In reference to the Share Purchase Agreement entered with Techno Industries Private Limited on July 30, 2024 & amendment thereof, the Board of Directors in its meeting held on December 26, 2025 has Considered and approved the acquisition of additional 12% of equity shares (14,99,999) in Techno Industries Private Limited for cash consideration of Rs. 22,70,00,000 (Rupees Twenty-two Crores Seventy Lakhs only) pursuant to this acquisition Techno Industries Private Limited became Wholly Owned Subsidiary of the Company w.e.f December 26, 2025.
13	On December 26, 2025, the Nomination and Remuneration Committee has approved the Grant of options towards the Employees Stock Option Plan (ESOP) under the Employee Stock Option Scheme 2021 to the employees of group companies i.e. 11,55,074 options at an exercise price of Rs. 9.50 per option to the employees of Lloyds Infrastructure and Construction Limited, an Associate of the Company.
14	Pursuant to the Draft Scheme of Merger, as approved by the Board of Directors at its meeting held on 29th December 2025, the outside shareholders of Lloyds Infrastructure & Construction Limited shall be entitled to receive 1,798 (One Thousand Seven Hundred Ninety-Eight) fully paid-up equity shares of face value Re. 1/- each of the company for every 1,500 (One Thousand Five Hundred) fully paid-up equity shares of face value Re. 1/- each held in Lloyds Infrastructure & Construction Limited.
15	Pursuant to the Draft Scheme of Merger, as approved by the Board of Directors at its meeting held on 29th December 2025, the outside shareholders of Metalfab Hightech Private Limited shall be entitled to receive 94 (Ninety-Four) fully paid-up equity shares of face value Re. 1/- each of the company for every 5 (Five) fully paid-up equity shares of face value Rs. 10/- each held in Metalfab Hightech Private Limited.
16	On February 04, 2026, the Nomination and Remuneration Committee has approved allotment of 43,56,000 equity shares at an Exercise Price of Rs. 7.50 & 15,24,060 equity shares at an Exercise Price of Rs. 9.50 towards the Employees Stock Option Plan (ESOP) under the Employee Stock Option Scheme 2021 to the Employees of the Company. Accordingly, pursuant to the Allotment, paid-up equity share capital has increased from Rs.131,99,43,288 to Rs. 132,58,23,348.
17	On March 11, 2026, the Board of Directors has considered and approved the conversion of partly paid up shares to fully paid up of 22,72,47,052 of face value Re.1/- each. Accordingly, pursuant to the conversion, the paid up Capital of the Company has increased from Rs. 132,58,23,348 to Rs.143,94,46,874
18	On March 31, 2026, the Nomination and Remuneration Committee has approved the Grant of options towards the Employees Stock Option Plan (ESOP) under the Employee Stock Option Scheme 2021 to the employees of the company i.e. 69,71,000 options at an exercise price of Rs. 9.50 per option and 12,29,000 options at an exercise price of Rs. 9.50 per option to the employees of Techno Industries Private Limited, a wholly owned subsidiary of the company.





Details of Employee Stock Option for the year March 31, 2026 are as follows	
Lloyds Steels Industries Limited - Employee Stock Option Plan 2021	
Number of Options Outstanding at the beginning of the year April 1, 2025	80,87,378
Number of Options Exercisable at the beginning of the year April 1, 2025	33,27,740
Number of Options Granted during the year	1,17,77,869
19 Number of Options Vested during the year	60,54,144
Number of Options Lapsed ( Unvested ) during the year	7,34,657
Number of Options vested but Unexercised Lapsed during the year	12,854
Number of Options Exercised during the year	33,58,774
Number of Options Outstanding at the end of the year March 31, 2026	1,30,89,300
Number of Options Exercisable at the end of the year March 31, 2026	60,10,256


- 20 Earning Per Share are not annualised except for the year ended March 31, 2026
- 21 The Consolidated Orders in hand of Company and its Subsidiaries as on March 31, 2026 is Rs.2,643.39 Crores and for Associate Company is Rs. 5,681.76 Crores
- 22 Figures for the previous periods have been regrouped/ reclassified to confirm to the classification of the current periods.
- 23 The results for the quarter and Year ended March 31, 2026 are available on the website of BSE at [www.bseindia.com](http://www.bseindia.com), NSE at [www.nseindia.com](http://www.nseindia.com) and on company's website at [www.lloydsengg.in](http://www.lloydsengg.in). The specified items of the standalone financials results of the company for the Quarter and Year ended March 31, 2026 are given below:

Sr No.	Particulars	Quarter Ended			Year Ended	
		March 31, 2026	December 31, 2025	March 31, 2025	March 31, 2026	March 31, 2025
		(Audited)	(Audited)	(Audited)	(Audited)	(Audited)
a)	Revenue From Operations	411.86	221.96	178.49	1,052.22	755.78
b)	Profit / (Loss) before Exceptional Items and Tax	55.73	38.09	27.90	161.38	130.02
c)	Profit / (Loss) before tax	55.73	38.09	27.90	161.38	130.02
d)	Net Profit after tax	38.94	28.53	16.88	118.27	99.72

PLACE : MUMBAI  
DATE : May 5, 2026

  
Mukesh R. Gupta  
Chairman and Whole Time Director  
DIN: 00028347





## LLOYDS ENGINEERING WORKS LIMITED

Regd Off. : PLOT NO. A 5/5, MIDC INDUSTRIAL AREA, MURBAD, DIST. THANE: 421401.

Phone no : +91-2524 222271 E-mail : infoengg@lloyds.in

CIN : L28900MH1994PLC081235. Website : www.lloydsengg.in

AUDITED CONSOLIDATED SEGMENTWISE INFORMATION FOR THE QUARTER & YEAR ENDED MARCH 31, 2026

(Rs. in Crore)

Particulars	Quarter Ended			Year Ended	
	March 31, 2026	December 31, 2025	March 31, 2025	March 31, 2026	March 31, 2025
	(Audited)	(Audited)	(Audited)	(Audited)	(Audited)
Gross Segment Revenue					
a) Engineering	471.52	286.62	183.50	1,267.27	777.96
b) Electrical	69.85	47.29	56.40	187.26	93.13
Total	541.37	333.91	239.90	1,454.53	871.09
Less: Inter Segment Revenue	37.57	37.39	1.17	103.55	1.19
Net Segment Revenue	503.80	296.52	238.73	1,350.98	869.90
Segment Result					
a) Engineering	49.74	45.95	29.02	177.69	135.68
b) Electrical	10.78	6.62	7.37	13.53	11.47
Total	60.52	52.57	36.39	191.22	147.15
Less: Finance Cost	6.83	4.01	2.99	17.14	8.53
Add: Unallocable corporate income net of expenditure	5.71	18.05	2.04	28.82	2.52
Profit before exceptional items & tax	59.40	66.61	35.44	202.90	141.14
Add: Exceptional items	-	-	-	-	-
Profit before tax	59.40	66.61	35.44	202.90	141.14
Segment Asset					
a) Engineering	2,151.42	1,920.04	840.93	2,151.42	840.93
b) Electrical	240.72	216.45	160.08	240.72	160.08
Unallocable Assets	(23.06)	(124.34)	(10.30)	(23.06)	(10.30)
Net Segment Asset	2,369.08	2,012.15	990.71	2,369.08	990.71
Segment Liabilities					
a) Engineering	698.43	751.53	242.50	698.43	242.50
b) Electrical	158.55	139.71	83.16	158.55	83.16
Unallocable Liabilities	(171.21)	(145.74)	(0.68)	(171.21)	(0.68)
Net Segment Liabilities	685.77	745.50	324.98	685.77	324.98

### Notes :

- The Group has reported segment information as per Ind As 108 "Operating Segments". The identification of operating segments is consistent with performance assessment and resource allocation by the management.
- The Segment composition:
  - Engineering segment comprises of
    - Hydrocarbon - Manufacturing & supplying process equipment such as Pressure vessels, Columns, Heat Exchangers, Waste heat recovery boilers, Air/Gas/Liquid Dryer Packages.
    - Steel - Fabrication of various equipment for steel melting shop, Manufacturing equipment used in Hot rolling mill & Cold rolling mill, Pickling & other equipment required for iron & steel making.
    - Marine/ Navy - Manufacture & supply of equipment for Navy Warships & Marine ships. Manufacture of Marine Loading arms
    - Power - Design & manufacture of thermal power plants & various equipments like boilers, condensor, heater etc
  - Electrical segment comprises Manufacture & supply of
    - Elevators
    - Pumps & Motors.
- Segment revenue comprises sales and operational income allocable specifically to a segment .  
Segment results represents profit before interest & tax.  
Unallocable corporate income includes recoveries from vendor, Gain on sale of Fixed Assets, Gain on termination of Lease, Liabilities no longer required
- In respect of segment of the Group, revenue & margin do not accrue uniformly during the period

PLACE : MUMBAI  
DATE : May 5, 2026

Mukesh R. Gupta  
Chairman and Whole Time Director  
DIN: 00028347



# **S Y Lodha and Associates**

Unit No 309, New Sonal Link Industrial Service Premises  
New Link Road, Malad West, Mumbai 400064; Contact: 022-35635006;  
E-mail: [query@syla.in](mailto:query@syla.in); Website: [www.syla.in](http://www.syla.in)



**Independent Auditor's Report on the Quarterly and Year ended  
Audited Standalone Financial Results of the Company Pursuant to the Regulation 33 of  
the SEBI (Listing Obligations and Disclosure Requirements) Regulations, 2015, as  
amended**

To,  
The Board of Directors of  
Lloyds Engineering Works Limited  
Plot No A-5/5, MIDC Industrial Area,  
Murbad, Thane MH 421401.

**Report on the audit of the Standalone Annual Financial Results**

**Opinion**

We have audited the accompanying Standalone Annual Financial Results of **Lloyds Engineering Works Limited** (hereinafter referred to as the "**Company**") for the quarter and year ended 31<sup>st</sup> March, 2026 attached herewith, being submitted by the Company pursuant to the requirement of Regulation 33 of the SEBI (Listing Obligations and Disclosure Requirements) Regulations, 2015, as amended ('Listing Regulations').

In our opinion and to the best of our information and according to the explanations given to us, the aforesaid Standalone Annual Financial Results:

1. are presented in accordance with the requirements of the Regulations 33 of the LODR in this regard; and
2. give a true and fair view in conformity with the recognition and measurement principles laid down in the Indian Accounting Standard 34 "Interim Financial Reporting" ("IND AS 34") prescribed under section 133 of the Companies Act 2013 ("the Act") read with relevant rules read thereunder, and other accounting principles generally accepted in India, of the net profit and other comprehensive income and other financial information for the quarter and year ended 31<sup>st</sup> March, 2026.

---

**Basis for Opinion**

We conducted our audit in accordance with the Standards on Auditing ("SAs") specified under section 143(10) of the Companies Act, 2013 ("the Act"). Our responsibilities under those SAs are further described in the *Auditor's Responsibilities for the Audit of the Standalone Annual Financial Results* section of our report. We are independent of the Company, in accordance with the Code of Ethics issued by the Institute of Chartered Accountants of India together with the ethical requirements that are relevant to our audit of the financial results under the provisions of the Companies Act, 2013 and the Rules thereunder, and we have fulfilled our other ethical responsibilities in accordance with these



## **S Y Lodha and Associates**

Unit No 309, New Sonal Link Industrial Service Premises  
New Link Road, Malad West, Mumbai 400064; Contact: 022-35635006;  
E-mail: [query@syla.in](mailto:query@syla.in); Website: [www.syla.in](http://www.syla.in)



requirements and the Code of Ethics. We believe that the audit evidence we have obtained, is sufficient and appropriate to provide a basis for our opinion on the Standalone Annual Financial Results.

### **Management's Responsibilities for the Standalone Annual Financial Results**

These Standalone Annual Financial Results have been prepared on the basis of the Standalone Annual Financial Statements.

The Company's Management and the Board of Directors are responsible for the preparation and presentation of these Standalone Annual Financial Results that give a true and fair view of the net profit and other comprehensive income and other financial information in accordance with the recognition and measurement principles laid down in Indian Accounting Standards 34 prescribed under Section 133 of the Act read with relevant rules issued thereunder and other accounting principles generally accepted in India and in compliance with Regulation 33 of the LODR Regulations. This responsibility also includes maintenance of adequate accounting records in accordance with the provisions of the Act for safeguarding of the assets of the Company and for preventing and detecting frauds and other irregularities; selection and application of appropriate accounting policies; making judgments and estimates that are reasonable and prudent; and the design, implementation and maintenance of adequate internal financial controls, that were operating effectively for ensuring accuracy and completeness of the accounting records, relevant to the preparation and presentation of the Standalone Annual Financial Results that give a true and fair view and are free from material misstatement, whether due to fraud or error.

In preparing the Standalone Annual Financial Results, the Board of Directors are responsible for assessing the Company's ability to continue as a going concern, disclosing, as applicable, matters related to going concern and using the going concern basis of accounting unless the Board of Directors either intends to liquidate the Company or to cease operations, or has no realistic alternative but to do so.

The Board of Directors are responsible for overseeing the Company's financial reporting process of the company.

---

### **Auditor's Responsibilities for the Audit of the Standalone Annual Financial Results**

---

Our objectives are to obtain reasonable assurance about whether the Standalone Annual Financial Results as a whole are free from material misstatement, whether due to fraud or error, and to issue an auditor's report that includes our opinion. Reasonable assurance is a high level of assurance, but is not a guarantee that an audit conducted in accordance with SAs will always detect a material misstatement when it exists. Misstatements can arise from fraud or error and are considered material if, individually or in the aggregate, they could reasonably be expected to influence the economic decisions of users taken on the basis of these Standalone Annual Financial Results.



## **S Y Lodha and Associates**

Unit No 309, New Sonal Link Industrial Service Premises  
New Link Road, Malad West, Mumbai 400064; Contact: 022-35635006;  
E-mail: [query@syla.in](mailto:query@syla.in); Website: [www.syla.in](http://www.syla.in)




As part of an audit in accordance with SAs, we exercise professional judgment and maintain professional scepticism throughout the audit. We also:

1. Identify and assess the risks of material misstatement of the Standalone Annual Financial Results, whether due to fraud or error, design and perform audit procedures responsive to those risks, and obtain audit evidence that is sufficient and appropriate to provide a basis for our opinion. The risk of not detecting a material misstatement resulting from fraud is higher than for one resulting from error, as fraud may involve collusion, forgery, intentional omissions, misrepresentations, or the override of internal control.
2. Obtain an understanding of internal control relevant to the audit in order to design audit procedures that are appropriate in the circumstances, but not for the purpose of expressing as opinion on the effectiveness of the company's internal control.
3. Evaluate the appropriateness of accounting policies used and the reasonableness of accounting estimates and related disclosures made by the Board of Directors.
4. Evaluate the appropriateness and reasonableness of disclosures made by the Board of Directors in terms of the requirements specified under regulation 33 of the LODR Regulations.
5. Conclude on the appropriateness of the Board of Director's use of the going concern basis of accounting, based on the audit evidence obtained, whether a material uncertainty exists related to events or conditions that may cast significant doubt on the company's ability to continue as a going concern. If we conclude that a material uncertainty exists, we are required to draw attention in our auditor's report to the related disclosures in the Standalone Annual Financial Results or, if such disclosures are inadequate, to modify our opinion. Our conclusions are based on the audit evidence obtained up to the date of our auditor's report. However, future events or conditions may cause the company to cease to continue as a going concern.
6. Evaluate the overall presentation, structure and content of the Standalone Annual Financial Results, including the disclosures, and whether the Standalone Annual Financial Results represent the underlying transactions and events in a manner that achieves fair presentation.
7. Obtain sufficient appropriate audit evidence regarding the Standalone Financial Results of the Company to express an opinion on the Standalone Financial Results.

---

Materiality is the magnitude of misstatements in the Standalone Financial Results that, individually or in aggregate, makes it probable that the economic decision of a reasonably knowledgeable user of the Standalone Financial Results may be influenced. We consider quantitative materiality and qualitative factors in (i) planning the scope of our audit work and in evaluating the results of our work; and (ii) to evaluate the effect of any identified misstatements in the Standalone Financial Results.



## **S Y Lodha and Associates**

Unit No 309, New Sonal Link Industrial Service Premises  
New Link Road, Malad West, Mumbai 400064; Contact: 022-35635006;  
E-mail: [query@syla.in](mailto:query@syla.in); Website: [www.syla.in](http://www.syla.in)



We communicate with those charged with governance regarding, among other matters, the planned scope and timing of the audit and significant audit findings, including any significant deficiencies in internal control that we identify during our audit.

We also provide those charged with governance with a statement that we have complied with relevant ethical requirements regarding independence, and to communicate with them all relationships and other matters that may reasonably be thought to bear on our independence, and where applicable, related safeguards.

### **Other Matters**

The Standalone Annual Financial Results include the results for the quarter ended 31st March 2026 being the balancing figure between the audited figures in respect of the full financial year and the published audited figures up to the third quarter ended 31<sup>st</sup> December, 2025 of the current financial year which were also previously issued as audited reports.

Our opinion on the Audited Financial Results is not modified in respect of the above matters with respect to our reliance on the work done and the Financial Results/financial information certified by the Management.

For S Y Lodha & Associates  
Chartered Accountants ICAI Firm  
Reg No. – 136002W


**Shashank Lodha**  
Partner

**M. No.: 153498**

**UDIN.: 26153498XAIBDM2688**

**Date: May 5, 2026**

**Place: Mumbai**



# LLOYDS ENGINEERING WORKS LIMITED

Regd Off. : PLOT NO. A 5/5, MIDC INDUSTRIAL AREA, MURBAD, DIST. THANE: 421401.

Phone no : +91-2524 222271 E-mail : infoengg@lloyds.in

CIN : L28900MH1994PLC081235. Website : www.lloydsengg.in

AUDITED STANDALONE FINANCIAL RESULTS FOR THE QUARTER & YEAR ENDED MARCH 31, 2026

(Rs. In Crore)

Sr No.	Particulars	Quarter Ended			Year Ended	
		March 31, 2026	December 31, 2025	March 31, 2025	March 31, 2026	March 31, 2025
		(Audited)	(Audited)	(Audited)	(Audited)	(Audited)
I	Revenue From Operations	411.86	221.96	178.49	1,052.22	755.78
II	Other Income	11.27	9.79	5.01	37.20	22.18
III	<b>Total Revenue (I+II)</b>	<b>423.13</b>	<b>231.75</b>	<b>183.50</b>	<b>1,089.42</b>	<b>777.96</b>
IV	<b>Expenses</b>					
	a) Cost of Materials Consumed	237.81	97.13	77.71	545.87	371.80
	b) Purchase of Traded Goods	20.28	33.21	8.24	88.56	59.35
	c) Changes in Inventories of Finished Goods, Work-in-Progress and Stock-in-Trade	-	-	12.97	-	47.33
	d) Employee Benefits Expense	14.93	14.04	9.97	52.31	38.00
	e) Manufacturing and Other Expenses	86.32	41.24	42.83	214.56	116.25
	f) Finance Cost	2.91	3.39	1.70	10.73	6.72
	g) Depreciation & Amortisation Expense	5.15	4.65	2.18	16.01	8.49
	<b>Total Expenses (a to g)</b>	<b>367.40</b>	<b>193.66</b>	<b>155.60</b>	<b>928.04</b>	<b>647.94</b>
V	<b>Profit / (Loss) before Exceptional Items and Tax (III-IV)</b>	<b>55.73</b>	<b>38.09</b>	<b>27.90</b>	<b>161.38</b>	<b>130.02</b>
VI	Exceptional Items	-	-	-	-	-
VII	<b>Profit / (Loss) before Tax (V-VI)</b>	<b>55.73</b>	<b>38.09</b>	<b>27.90</b>	<b>161.38</b>	<b>130.02</b>
VIII	Tax Expense - Current Tax	15.05	10.13	8.14	38.83	31.74
	- Deferred Tax Expenses / (Income)	2.54	(0.57)	1.56	5.08	(2.76)
	- Income Tax of Earlier years	(0.80)	-	1.32	(0.80)	1.32
IX	<b>Profit / (Loss) for the period (VII-VIII)</b>	<b>38.94</b>	<b>28.53</b>	<b>16.88</b>	<b>118.27</b>	<b>99.72</b>
X	<b>Other Comprehensive Income (OCI)</b>					
	a) Items that will not be reclassified to Profit & Loss	(0.80)	0.24	(0.41)	(0.17)	(0.72)
	b) Income Tax relating to (a) above	0.20	(0.06)	0.10	0.04	0.18
	c) Items that will be reclassified to profit and loss	-	-	-	-	-
	d) Income Tax relating to (c) above	-	-	-	-	-
	<b>Other Comprehensive Income</b>	<b>(0.60)</b>	<b>0.18</b>	<b>(0.31)</b>	<b>(0.13)</b>	<b>(0.54)</b>
XI	<b>Total Comprehensive Income/(loss) for the period (IX+X)</b>	<b>38.34</b>	<b>28.71</b>	<b>16.57</b>	<b>118.14</b>	<b>99.18</b>
XII	Paid up Equity Share Capital (of Re 1/- each)	143.95	131.99	116.55	143.95	116.55
XIII	Other Equity excluding Revaluation Reserve	-	-	-	1,451.36	528.48
XIV	EPS - Basic (in Rs) (not annualised)	0.29	0.22	0.14	0.91	0.86
	EPS - Diluted (in Rs) (not annualised)	0.28	0.21	0.14	0.89	0.86





LLOYDS ENGINEERING WORKS LIMITED


AUDITED STANDALONE STATEMENT OF AFFAIRS AS AT MARCH 31, 2026

(Rs. In Crore)

Sr. No.	Particulars	March 31, 2026 ( Audited )	March 31, 2025 ( Audited )
<b>A</b>	<b>ASSETS</b>		
<b>1</b>	<b>Non-Current Assets</b>		
	a. Property, Plant and Equipment	102.24	66.10
	b. Capital Work In Progress	65.86	62.96
	c. Goodwill	0.96	0.96
	d. Intangible Assets	0.02	-
	e. Right of Use Assets	64.99	13.43
	<b>f. Financial Assets</b>		
	- Other Financial Assets	4.35	1.78
	g. Investments	288.65	194.11
	h. Deferred Tax Assets (Net)	4.41	9.44
	i. Other Non-Current Assets	104.22	17.18
	<b>Sub Total Non-Current Assets</b>	<b>635.70</b>	<b>365.96</b>
<b>2</b>	<b>Current Assets</b>		
	a. Inventories	290.38	40.57
	<b>b. Financial Assets</b>		
	- Trade Receivables	132.05	202.74
	- Cash and Cash equivalents	329.54	0.17
	- Other Balance with Banks	51.69	121.00
	- Loans	63.20	37.15
	- Other current financial Assets	69.25	22.84
	c. Current Tax Assets (Net)	1.13	3.91
	d. Other Current Assets	450.96	93.19
	<b>Sub Total Current Assets</b>	<b>1,388.20</b>	<b>521.57</b>
	<b>TOTAL ASSETS</b>	<b>2,023.90</b>	<b>887.53</b>
<b>B</b>	<b>EQUITY AND LIABILITIES</b>		
<b>1</b>	<b>Equity</b>		
	a. Equity Share Capital	143.95	116.55
	b. Other Equity	1,451.36	528.48
	<b>Total Equity</b>	<b>1,595.31</b>	<b>645.03</b>
	<b>LIABILITIES</b>		
<b>2</b>	<b>Non-Current Liabilities</b>		
	<b>a. Financial Liabilities</b>		
	i. Borrowings	8.89	4.42
	ia. Lease Liabilities	49.16	9.27
	b. Provisions	6.87	5.64
	<b>Sub Total Non-Current Liabilities</b>	<b>64.92</b>	<b>19.33</b>
<b>3</b>	<b>Current Liabilities</b>		
	<b>a. Financial Liabilities</b>		
	i. Borrowings	8.35	28.47
	ia. Lease Liabilities	14.20	3.26
	ii. Trade Payables		
	- Total outstanding dues of Micro & Small Enterprises	5.31	8.44
	- Total outstanding dues of Other than Micro & Small Enterprises	99.24	63.57
	iii. Others	3.98	1.00
	b. Provisions	9.30	3.17
	c. Current Tax Liability (Net)	2.33	-
	d. Other Current Liabilities	220.96	115.26
	<b>Sub Total Current Liabilities</b>	<b>363.67</b>	<b>223.17</b>
	<b>Total Liabilities</b>	<b>428.59</b>	<b>242.50</b>
	<b>TOTAL EQUITY AND LIABILITIES</b>	<b>2,023.90</b>	<b>887.53</b>



*ASupts*



## LLOYDS ENGINEERING WORKS LIMITED

AUDITED STANDALONE CASH FLOW STATEMENT FOR THE YEAR ENDED March 31 , 2026

(Rs. In Crore)

Sr. No.	Particulars	Year Ended	
		March 31, 2026 (Audited)	March 31, 2025 (Audited)
<b>A</b>	<b>CASH FLOW FROM OPERATING ACTIVITIES :</b>		
	Profit/(Loss) before Tax	161.38	130.02
	<i>Adjustments For:</i>		
	Depreciation and Amortization Expenses on Tangible Assets	16.01	8.49
	Loss/(gain) on sale of Property , Plant & Equipment (Net of loss on Assets Scrapped/ Written Off)	0.92	(0.01)
	Remeasurements of the defined benefit liabilities/asset (before tax effects)	(0.17)	(0.72)
	Compensation Cost on ESOP	7.45	6.10
	Gain of Termination of Lease Rent	(0.65)	(0.03)
	Interest Income	(21.59)	(21.05)
	Interest Expenses	10.28	6.50
	Unrealized Exchange (Gain) /Loss (net)	0.63	0.01
	<b>OPERATING PROFIT/(LOSS) BEFORE WORKING CAPITAL CHANGES</b>	<b>174.26</b>	<b>129.31</b>
	<i>Movements in Working Capital</i>		
	Decrease / (Increase) in Inventories	(249.82)	61.42
	Decrease / (Increase) in Trade Receivables	56.68	(50.92)
	Decrease / (Increase) in Other Current Assets	(357.77)	(49.81)
	Decrease / (Increase) in Other Non-Current Assets	(87.04)	16.19
	Decrease / (Increase) in Other Financial Assets - Non Current Portion	(2.58)	(0.72)
	Decrease / (Increase) in Other Financial Assets - Current Portion	(38.06)	(9.26)
	Decrease / (Increase) in Other Bank Balances	69.55	(7.35)
	Increase / (Decrease) in Trade Payables	31.91	44.00
	Increase / (Decrease) in Other Current Liabilities	105.70	68.46
	Increase / (Decrease) in Provision, Current Portion	6.13	(0.68)
	Increase / (Decrease) in Provision, Non-Current Portion	1.23	1.57
	Increase / (Decrease) in Other Financial Liabilities, current Portion	2.72	(1.45)
	Increase / (Decrease) in Other Financial Liabilities, non-current Portion	(14.29)	(4.32)
	<b>CASH GENERATED FROM/(USED IN) OPERATIONS</b>	<b>(301.38)</b>	<b>196.44</b>
	Direct Taxes (Paid) / Net of Refunds	(32.91)	(36.44)
	<b>NET CASH GENERATED FROM/(USED IN) OPERATING ACTIVITIES (A)</b>	<b>(334.29)</b>	<b>160.00</b>
<b>B</b>	<b>CASH FLOW FROM INVESTING ACTIVITIES :</b>		
	Payment towards capital expenditure	(48.34)	(62.94)
	Proceeds from sale of Property, Plant and Equipment	2.24	0.15
	Inter Corporate Deposits (Given) / Refunded	(26.05)	(18.28)
	Payment for Investment in Shares	(80.54)	(39.21)
	Investment in Fixed Deposit Receipts	(260.00)	-
	Interest Received	16.66	14.46
	<b>NET CASH GENERATED FROM/(USED IN) INVESTING ACTIVITIES (B)</b>	<b>(396.03)</b>	<b>(105.82)</b>



<b>C CASH FLOW FROM FINANCING ACTIVITIES :</b>			
Repayment of Borrowings		(21.72)	(27.96)
Proceeds from Long Term Borrowings		6.06	0.04
Dividend Paid		(33.00)	(22.89)
Transaction Cost for Right Issue		(7.50)	(1.66)
Transaction Cost for Merger		(0.33)	-
Proceeds from issue of equity Shares through ESOP		4.88	2.57
Proceeds from issue of equity Shares through Right issue		857.23	-
Interest Paid		(5.93)	(5.11)
<b>NET CASH GENERATED FROM/(USED IN) FINANCING ACTIVITIES (C)</b>		<b>799.69</b>	<b>(55.01)</b>
<b>NET INCREASE/(DECREASE) IN CASH AND CASH EQUIVALENTS (A+B+C)</b>		<b>69.37</b>	<b>(0.83)</b>
Cash and cash equivalent at the beginning of the year		0.17	1.00
Cash and cash equivalent at the end of the year		69.54	0.17
<b>Net increase/(decrease) in cash and cash equivalents</b>		<b>69.37</b>	<b>(0.83)</b>
Particulars	Year Ended		
	March 31, 2026	March 31, 2025	
<b>Components of Cash and Cash Equivalents</b>			
Cash in Hand	-	-	
<b>Balance with Bank</b>			
Balance with Schedule Banks in : Current accounts	19.98	0.17	
Bank Deposits with original Maturity of three months or less	49.56		
Earmarked Balances with Banks	102.49	241.35	
<b>Cash and Bank balances</b>	<b>172.03</b>	<b>241.52</b>	
Less :- Earmarked Balances with Banks including FDR	102.49	241.35	
<b>Total cash and cash equivalents</b>	<b>69.54</b>	<b>0.17</b>	



*A. Supts*

## Notes :

1	The above Financial Results were reviewed and recommended by the Audit Committee and have been approved and taken on record by the Board of Directors at its meeting held on May 5, 2026
2	These financial results have been prepared in accordance with the recognition and measurement principles laid down in Ind AS 34 Interim Financial Reporting prescribed under Section 133 of the Companies Act, 2013 read with the relevant rules issued thereunder and the other accounting principles generally accepted in India.
3	The Statutory Auditors have carried out Audit of the Financial Results for the quarter & year ended March 31, 2026. An unqualified report has been issued by them thereon.
4	On May 20, 2025, the Board of Directors has approved the Acquisition of 21,85,000 (Twenty-One Lakhs Eighty-Five Thousand) equity shares of Metalfab Hightech Private Limited ("Metalfab"), representing 76.00% of the total issued, subscribed, and paid-up capital of Metalfab at Rs. 130/- each for an aggregate consideration of Rs. 28,40,50,000 (Rupees Twenty-Eight Crores, Forty Lakhs Fifty Thousand only).
5	On June 05, 2025, the Board of Directors has considered and approved the allotment of 30,85,17,476 partly paid-up Equity Shares of face value Re.1/- each of our Company at a price of Rs.32/- per Equity Share (including a premium of Rs.31/- per Equity Share) ("Allotment") to the eligible Equity shareholders of our Company of which Rs.16/- per Equity Share (including a premium of Rs.15.50 per Equity Share) has been paid on application ("Allotment") and the balance amount shall be payable in not more than two Calls, with terms and conditions such as the number of Calls and the timing and quantum of each Call as may be decided by our Board / Securities Issue Committee from time to time to be completed on or prior to March 31, 2026. Accordingly, pursuant to the Allotment, the Issued Capital of the Company has increased to Rs. 147,40,27,942 and paid-up equity share capital has increased to Rs.131,97,69,204.
6	In reference to the Share Purchase Agreement entered with Techno Industries Private Limited on July 30, 2024, the Board of Directors in its meeting held on July 01, 2025 has Considered and approved the acquisition of additional 11% of equity shares (13,75,000) in Techno Industries Private Limited for cash consideration of Rs. 25,00,00,000 (Rupees Twenty-Five Crores only).
7	On July 01, 2025, the Nomination and Remuneration Committee has approved the Grant of 16,33,000 options at an Exercise Price of Rs. 9.50 towards the Employees Stock Option Plan (ESOP) under the Employee Stock Option Scheme 2021 to the Employees of the Company.
8	On July 01, 2025, the Nomination and Remuneration Committee has approved the Grant of options towards the Employees Stock Option Plan (ESOP) under the Employee Stock Option Scheme 2021 to the employees of group companies i.e. 3,48,000 options at an exercise price of Rs. 9.50 per option to the employees of Techno Industries Private Limited, one of the Subsidiaries of the Company and 1,21,795 options at an exercise price of Rs. 9.50 per option to the employees of Lloyds Infrastructure and Construction Limited, an Associate of the Company.
9	On July 01, 2025, the Nomination and Remuneration Committee has approved allotment of 68,300 equity shares at an Exercise Price of Rs. 9.50 towards the Employees Stock Option Plan (ESOP) under the Employee Stock Option Scheme 2021 to the Employees of the Company. Accordingly, pursuant to the Allotment, the Issued Capital of the Company has increased to Rs. 147,40,96,242 and paid-up equity share capital has increased to Rs. 131,98,37,504.
10	On November 07, 2025, the Nomination and Remuneration Committee has approved the Grant of options towards the Employees Stock Option Plan (ESOP) under the Employee Stock Option Scheme 2021 to the employees of group companies i.e. 3,20,000 options at an exercise price of Rs. 9.50 per option to the employees of Techno Industries Private Limited, one of the Subsidiaries of the Company.
11	On November 07, 2025, the Nomination and Remuneration Committee has approved allotment of 1,05,784 equity shares at an Exercise Price of Rs. 9.50 towards the Employees Stock Option Plan (ESOP) under the Employee Stock Option Scheme 2021 to the Employees of Lloyds Infrastructure and Construction Limited, an Associate of the Company. Accordingly, pursuant to the Allotment, the Issued Capital of the Company has increased to Rs. 147,42,02,026 and paid-up equity share capital has increased to Rs. 131,99,43,288.
12	In reference to the Share Purchase Agreement entered with Techno Industries Private Limited on July 30, 2024 & amendment thereof, the Board of Directors in its meeting held on December 26, 2025 has Considered and approved the acquisition of additional 12% of equity shares (14,99,999) in Techno Industries Private Limited for cash consideration of Rs. 22,70,00,000 (Rupees Twenty- two Crores Seventy Lakhs only) pursuant to this acquisition Techno Industries Private Limited became Wholly Owned Subsidiary of the Company w.e.f December 26, 2025.
13	On December 26, 2025, the Nomination and Remuneration Committee has approved the Grant of options towards the Employees Stock Option Plan (ESOP) under the Employee Stock Option Scheme 2021 to the employees of group companies i.e. 11,55,074 options at an exercise price of Rs. 9.50 per option to the employees of Lloyds Infrastructure and Construction Limited, an Associate of the Company.



14	Pursuant to the Draft Scheme of Merger, as approved by the Board of Directors at its meeting held on 29th December 2025, the outside shareholders of Lloyds Infrastructure & Construction Limited shall be entitled to receive 1,798 (One Thousand Seven Hundred Ninety-Eight) fully paid-up equity shares of face value Re. 1/- each of the company for every 1,500 (One Thousand Five Hundred) fully paid-up equity shares of face value Re. 1/- each held in Lloyds Infrastructure & Construction Limited .	
15	Pursuant to the Draft Scheme of Merger, as approved by the Board of Directors at its meeting held on 29th December 2025, the outside shareholders of Metalfab Hightech Private Limited shall be entitled to receive 94 ( Ninety-Four) fully paid-up equity shares of face value Re. 1/- each of the company for every 5 ( Five) fully paid-up equity shares of face value Rs. 10/- each held in Metalfab Hightech Private Limited.	
16	On February 04, 2026, the Nomination and Remuneration Committee has approved allotment of 43,56,000 equity shares at an Exercise Price of Rs. 7.50 & 15,24,060 equity shares at an Exercise Price of Rs. 9.50 towards the Employees Stock Option Plan (ESOP) under the Employee Stock Option Scheme 2021 to the Employees of the Company . Accordingly, pursuant to the Allotment, paid-up equity share capital has increased from Rs.131,99,43,288 to Rs. 132,58,23,348.	
17	On March 11, 2026, the Board of Directors has considered and approved the conversion of partly paid up shares to fully paid up of 22,72,47,052 of face value Re.1/- each. Accordingly, pursuant to the conversion , the paid up Capital of the Company has increased from Rs. 132,58,23,348 to Rs.143,94,46,874.	
18	On March 31, 2026, the Nomination and Remuneration Committee has approved the Grant of options towards the Employees Stock Option Plan (ESOP) under the Employee Stock Option Scheme 2021 to the employees of the company i.e. 69,71,000 options at an exercise price of Rs. 9.50 per option and 12,29,000 options at an exercise price of Rs. 9.50 per option to the employees of Techno Industries Private Limited ,a wholly owned subsidiary of the company.	
19	Details of Employee Stock Option for the year March 31 , 2026 are as follows	
	Lloyds Steels Industries Limited - Employee Stock Option Plan 2021	
	Number of Options Outstanding at the beginning of the year April 1, 2025	80,87,378
	Number of Options Exercisable at the beginning of the year April 1, 2025	33,27,740
	Number of Options Granted during the year	1,17,77,869
	Number of Options Vested during the year	60,54,144
	Number of Options Lapsed ( Unvested ) during the year	7,34,657
	Number of Options vested but Unexercised Lapsed during the year	12,854
	Number of Options Exercised during the year	33,58,774
Number of Options Outstanding at the end of the year March 31, 2026	1,30,89,300	
Number of Options Exercisable at the end of the year March 31, 2026	60,10,256	
20	The Company has single business segment namely Engineering Products and Services.	
21	Earning Per Share are not annualised except for the year ended March 31, 2026.	
22	The Orders in hand as on March 31, 2026 is Rs. 2,351.90 Crores.	
23	Figures for the previous periods have been regrouped/ reclassified to confirm to the classification of the current periods.	
24	The results for the year ended March 31, 2026 are available on the website of BSE at <a href="http://www.bseindia.com">www.bseindia.com</a> , NSE at <a href="http://www.nseindia.com">www.nseindia.com</a> and on company's website at <a href="http://www.lloydsengg.in">www.lloydsengg.in</a> .	

PLACE : MUMBAI  
DATE : May 5, 2026



*Mukesh R. Gupta*  
Mukesh R. Gupta  
Chairman and Whole Time Director  
DIN: 00028347