



LLOYDS STEELS INDUSTRIES LIMITED

Regd Off. : PLOT NO. A 5/5, MIDC INDUSTRIAL AREA, MURBAD, DIST. THANE: 421401.


Phone no : +91-2524 222271/72 Fax : +91-2524 222273 E-mail : infoengg@lloyds.in

CIN : L28900MH1994PLC081235. Website : www.lloydsengg.in

(Rs.in lakhs)

AUDITED FINANCIAL RESULTS FOR THE QUARTER & YEAR ENDED 31st MARCH, 2018

Sr.No	Particulars	For the Quarter Ended			For Year Ended	
		31.03.2018	31.12.2017	31.03.2017	31.03.2018	31.03.2017
		Audited	Unaudited	Audited	Audited	Audited
	CONTINUING OPERATIONS					
I	Revenue From Operations	6,336.65	3,748.22	3,943.63	12,250.25	8,163.28
II	Other Income	3,318.59	24.52	43.75	3,428.35	574.20
III	Total Revenue from Operations (I+II)	9,655.24	3,772.74	3,987.38	15,678.60	8,737.48
IV	Expenses					
	a) Cost of Materials Components Consumed	1,794.99	3,129.87	461.62	6,065.10	884.79
	b) Purchase of Traded Goods	1,194.60	1,701.91	-	2,896.51	-
	c) (Increase) / Decrease in FG, WIP & Stock In Trade Goods	5,143.75	(1,927.51)	1,657.68	2,029.78	2434.54
	d) Excise Duty on Sales	-	-	238.45	52.13	548.45
	e) Employee Benefits Expense	346.56	303.17	310.69	1,236.21	1,290.50
	f) Finance Cost	8.79	8.03	14.85	28.57	31.10
	g) Depreciation & Amortisation Expense	25.22	25.26	25.67	101.00	112.98
	h) Other Expenses	950.73	530.09	1,245.50	2,971.19	3,325.49
	Total Expenses (a to h)	9,464.64	3,770.82	3,954.46	15,380.49	8,627.85
V	Profit / (Loss) before Exceptional Items and Tax (III-IV)	190.60	1.92	32.92	298.11	109.63
VI	Exceptional Items	-	-	-	-	-
VII	Profit / (Loss) before Tax (V-VI)	190.60	1.92	32.92	298.11	109.63
VIII	Tax Expense - Current Tax	54.82	-	26.41	54.82	26.41
	- Deferred Tax Expenses / (Income)	(57.52)	-	(58.08)	(57.52)	(58.08)
	- Deferred Tax Reversals	93.46	-	52.56	93.46	52.56
IX	Profit / (Loss) for the period (IX-VIII)	99.84	1.92	12.03	207.35	88.74
X	Other Comprehensive Income (OCI)					
	a) Items that will not be reclassified to Profit & Loss	(10.52)	-	19.91	(10.52)	19.91
	b) Income Tax relating to (a) above	3.25	-	(6.15)	3.25	(6.15)
	c) Items that will be reclassified to profit and loss	0.00	-	-	-	-
	d) Income Tax relating to © above	0.00	-	-	-	-
	Total Other Comprehensive Income	(7.27)	-	13.76	(7.27)	13.76
XI	Total Comprehensive Income/(Loss) for the period (IX+X)	92.57	1.92	25.79	200.08	102.50
	Paid up Equity Share Capital (of Re 1/- each)	898698382	898698382	898698382	898698382	898698382
	EPS: before extra ordinary items - Basic & Diluted (in Rs) (Not annualized)	0.01	0.00	0.00	0.02	0.01
	EPS: After extra ordinary items - Basic & Diluted (in Rs) (Not annualized)	0.01	0.00	0.00	0.02	0.01



Notes :

- 1- The Financial Statements of the Company has been prepared in accordance with Indian Accounting Standard (Ind AS) as notified by the Companies (Indian Accounting Standard) Rules, 2015 as amended by Companies (Indian Accounting Standard) (Amendment) Rules, 2016. The Company has adopted Ind AS from 1st April 2017 and accordingly, these Financial Results (including for all periods presented in accordance with Ind AS 101 First-time adoption of Indian Accounting Standards) have been prepared in accordance with the recognition and measurement principles as laid down in Ind AS 34 Interim Financial Statements, prescribed under Section 133 of the Companies Act 2013 read with the relevant rules as issued thereunder and other accounting principles generally accepted in India.
- 2- The above Financial Results were reviewed and recommended by the Audit Committee and have been approved and taken on record by the Board of Directors at its meeting held on 4th May, 2018.
- 3- The results for the quarter / year ended 31st March 2017 have been restated to comply with Ind AS to make them comparable with the current period. Further, previous years figures have been regrouped / reclassified, wherever necessary, to conform with the current period presentation.

(Rs. In Lakhs)

Reconciliation of profit between Ind-AS and previous IGAAP for earlier periods and as at 31.03.2017	Quarter Ended	Year Ended
	31.03.2017	31.03.2017
Name of Adjustments		
Net Profit as per IGAAP	148.73	225.44
Actuarial Gains	(19.91)	(19.91)
Deferred Tax Assets Recognition	(122.94)	(122.94)
Other Comprehensive Income	19.91	19.91
Total Comprehensive Income as per Ind-AS	25.79	102.50

This reconciliation statement has been provided in accordance with circular CIR/CFD/FAC/62/2016 issued by SEBI dated July 5, 2016 on account of implementation of Ind-AS by listed companies.

- 5 Reconciliation of Equity as reported under previous Indian GAAP to Equity in accordance with Ind AS is summarised below:


(Rs. In Lakhs)

Particulars	As at 31/03/2017 (End of last period presented under previous GAAP)	As at date of transition 01/04/2016
Equity as reported under previous Indian GAAP	9526.31	9300.87
Changes consequent to Ind AS adoption:		
<u>Depreciation Adjustments</u>	44.27	44.27
Deferred Tax Adjustment. / Others	914.22	1037.16
Equity as reported under Ind AS	10484.80	10382.30

Equity attributable to:

Paid up Equity Share Capital	8986.98	8986.98
Other Equity	1497.82	1395.32
Total	10484.80	10382.30

- 6 The Statutory Auditors have carried out a Audit of the Financial Results for the quarter / year ended 31st March, 2018.
- 7 Post applicability of Goods and Service Tax (GST) w.e.f. 1st July 2017, revenue from operations is disclosed net of GST. However, revenue for the period upto June 30, 2017 is inclusive of Excise Duty. Accordingly, revenue from operations and other expenses for the year ended 31st March, 2018 are not comparable with the previous periods presented in the results.
- 8 The Depreciation for the previous years was over stated by Rs. 44.27 lacs on account of inadvertent errors in carrying the written down value of the Fixed Assets which has now been rectified as a result, the written down value of Fixed Assets as on 31.03.2017 and the retained earnings as on 01.04.2017 have been corrected and increased by Rs. 44.27 lacs.
- 9 Deferred Tax Assets includes MAT Credit Entitlement figure.
- 10 Deferred Tax is determined on temporary differences following Balance Sheet Approach under Ind-AS as against Profit & Loss Approach in previous IGAAP.
- 11 The Company is in Engineering Business. Hence it is reporting its results in single segment.
- 12 The results for the year ended 31st March, 2018 are available on the website of BSE at www.bseindia.com, NSE at www.connect2nse.com and on company's website at www.lloydsengg.in.



Handwritten signature/initials


LLOYDS STEELS INDUSTRIES LIMITED

STATEMENT OF ASSETS AND LIABILITIES AS ON 31st MARCH, 2018


Rs. In lakhs

	Particulars	As At March 31, 2018	As At March 31, 2017
		(Audited)	(Audited)
A	ASSETS		
1	Non-Current Assets		
	a. Property, Plant and Equipment	1,043.56	1,055.63
	b. Intangible Assets	95.98	95.98
	c. Financial Assets		
	Security Deposits & Others	10.17	9.70
	d. Deferred Tax Assets (Net)	977.43	1,101.81
	e. Other Non-Current Assets	0.43	1.50
	Sub Total Non-current Assets	2,127.57	2,264.62
2	Current Assets		
	a. Inventories	1,047.30	3,174.47
	b. Financial Assets		
	i. Trade Receivables	16,798.57	29,548.61
	ii Cash and cash equivalents	2,040.57	1,876.50
	iii Loans	2,767.00	-
	iv Other financial Assets	15.43	2.00
	c. Current Tax Assets (Net)	247.17	264.47
	d. Other Current Assets	25,968.13	18,328.45
	Sub Total Current Assets	48,884.17	53,194.50
	TOTAL - ASSETS	51,011.74	55,459.12
B	EQUITY AND LIABILITIES		
1	Equity		
	a. Equity Share Capital	8,986.98	8,986.98
	b. Other Equity	1,697.90	1,497.82
	Total Equity	10,684.88	10,484.80
	LIABILITIES		
2	Non-Current Liabilities		
	a. Financial Liabilities		
	Others	-	14.49
	b. Provisions	431.35	378.04
	Sub Total Non-Current Liabilities	431.35	392.53
3	Current Liabilities		
	a. Financial Liabilities		
	i. Trade Payables	1,313.51	5,728.18
	ii Others	131.19	251.99
	b. Provisions	17.15	18.07
	c. Other Current Liabilities	38,433.66	38,583.55
	Sub Total Current Liabilities	39,895.51	44,581.79
	Total Liabilities	40,326.86	44,974.32
	TOTAL EQUITY AND LIABILITIES	51,011.74	55,459.12




 Ashok Tandon
 Managing Director
 Din : 00028301

Place : Mumbai
 Date : 4th May, 2018



LLOYDS STEELS INDUSTRIES LIMITED

Corporate Office :Trade World, 'C' Wing, 16th Floor, Kamala City, Senapati Bapat Marg, Lower Parel (W), Mumbai 400 013.
Tel: 91-22-3041 8111 Fax 91-22-3041 8260 email : infoengg@lloyds.in, website: www.lloydsengg.in CIN : L28900MH1994PLC081235

Declaration Pursuant to Regulation 33(3) (d) of the Listing Regulations (As amended)

I, **Ashok Satyanarayan Tandon, Managing Director** of the Company hereby declare that the Statutory Auditors of the Company, **M/s. Tadarwal & Tadarwal LLP (Firm Registration No.111009W/W100231)** have issued unmodified opinion on Standalone Annual Audited Financial Results of the Company for the Financial Year Ended 31st March 2018.

A handwritten signature in black ink, appearing to read 'ASR', with a horizontal line underneath.

Ashok Satyanarayan Tandon
Managing Director
DIN: 00028301

Date: 04.05.2018

**Independent Auditor's Report on Financial Results of the Company Pursuant to the
Regulation 33 of the SEBI ('Listing Obligations and Disclosure Requirements')
Regulations 2015**

TO THE BOARD OF DIRECTORS OF M/S LLOYDS STEELS INDUSTRIES LIMITED

1. We have audited the accompanying standalone financial results of **M/S Lloyds Steels Industries Limited** ("the Company") for the year ended 31st March 2018, being submitted by the Company pursuant to the requirement of Regulation 33 of the SEBI ('Listing Obligations and Disclosure Requirements') Regulations 2015 as modified by circular no. CIR/CFD/FAC/62/2016 dated 5th July, 2016.

This statement of standalone financial result, which is the responsibility of the Company's Management and approved by the board of Directors, has been compiled from the related standalone financial statements which has been prepared in accordance with the Indian Accounting Standards prescribed under Section 133 of the Companies Act, 2013 read with the relevant rules issued thereunder (Ind AS) and other accounting principles generally accepted in India. Our responsibility is to express an opinion on the statement based on our audit of such standalone financial statement.

2. We conducted our audit in accordance with the standards on auditing issued by The Institute of Chartered Accountants of India. Those standards require that we plan and perform the audit to obtain reasonable assurance about whether the standalone financial results are free from material misstatement(s). An audit includes examining, on a test basis, evidence supporting the amounts disclosed as standalone financial results. An audit also includes assessing the accounting principles used and significant estimates made by management. We believe that our audit provides a reasonable basis for our opinion.

Opinion

3. In our opinion and to the best of our information and according to the explanation given to us the standalone financial results:

TODARWAL & TODARWAL LLP
CHARTERED ACCOUNTANTS

Phone : 22068264 / 22083115 / 66332607
Fax : 91-22-22069345
E-Mail : todarwal@todarwal.com
URL : www.todarwal.com
12, Maker Bhavan No. 3., 1st Floor,
21 New Marine Lines,
Mumbai - 400 020. India

- (a) Are presented in accordance with the requirements of Regulation 33 of the SEBI (Listing Obligations and Disclosure Requirements) Regulations, 2015, as modified by circular no. CIR/CFD/FAC/62/2016 dated 5th July, 2016; and .
- (b) Give a true and fair view of the net profit/loss (including other comprehensive income) and other financial information in conformity with the accounting principles generally accepted in India including Ind-AS specified under section 133 of the Act for the year ended 31st March 2018.

For Todarwal & Todarwal LLP
Chartered Accountants
ICAI Firm Reg. no.: 111009W/W100231



Kunal Todarwal
Partner
M.No.: 137804
Dated: 4th May 2018
Place: Mumbai